

A photograph of a cyclist riding on a paved path. The cyclist is wearing a blue shirt, black shorts, a grey helmet, and a black backpack. The path is surrounded by green grass and trees. The cyclist's shadow is cast on the path.

Kingborough

SPORT & RECREATION STRATEGY

MARCH 2024

Table of Contents

1.	EXECUTIVE SUMMARY	1
2.	INTRODUCTION	2
2.1	Background	2
2.2	Purpose of Strategy	2
2.3	Vision	2
2.4	Objectives	2
2.5	Strategic Context	2
2.6	Role of Council	3
2.7	Principles	3
2.8	Associated Plans and Strategies	4
2.9	Approach	4
3.	DEMOGRAPHIC PROFILE	5
3.1	Population and Projections	5
3.2	Geographical Distribution	7
3.3	Cultural Diversity	7
4.	PARTICIPATION TRENDS	8
4.1	National	8
4.2	Tasmania	10
4.3	Kingborough	11
5.	ENGAGEMENT RESULTS	12
5.1	Community Survey Results	12
5.2	Youth Survey Results	17
5.3	Club Survey Results	18

6.	DATA ANALYSIS – GENERAL THEMES AND IMPLICATIONS	19
6.1	Demographics	19
6.2	Participation Figures	19
6.3	Facility Condition	20
6.4	Improvement Opportunities – Aquatic Facility	20
6.5	Barriers to Participation	21
6.6	Initiatives to Improve Access	21
7.	ACTIVITY SCAN AND OPPORTUNITIES	23
7.1	Indoor Sport and Recreational Activities	23
7.2	Outdoor Sport and Recreational Activities	25
8.	IMPLEMENTATION PLAN	28
9.	APPENDICES	30

1. EXECUTIVE SUMMARY

The Kingborough Sport and Recreation Strategy provides an update on previous work undertaken by Council in relation to the strategic development of recreational facilities within the Municipal Area. It aims to identify gaps in service provision and barriers preventing the community from accessing and participating in sport and recreational activities. It is intended that the Strategy will be used to guide the investment of resources by Council in relation to the maintenance, management, and development of recreational facilities, within the context of the demographics of the Municipal Area and data in relation to participation.

The development of the Strategy has involved a review of National, State and local participation rates in recreational activities, analysis of current and projected demographics for Kingborough and community surveys to determine issues and opportunities. This process has included feedback from sport and recreation clubs and organisations, school-aged children and from the general public. The community survey was completed by 483 people, with 547 respondents to the youth survey and 40 responses to the club/group survey. Council was assisted in the development, distribution, and analysis of the surveys by a reference group made up of community stakeholders with an interest in sport and recreation.

On a national level, there is a general trend for higher levels of participation in passive forms of recreation rather than formal sporting competition. This trend is reflected in the survey data obtained as part of the development of this Strategy. With the population projections for Kingborough predicting 5,000 more residents over the age of 50 living in the Municipal Area by the year 2042, there will be a corresponding increase in the demand for facilities used by older residents (particularly those that support passive recreation). Accordingly, one of the key recommendations of this Strategy is for Council to ensure that its investment into sport and recreation service provision is underpinned by strategic planning that includes reference to participation trends. In essence, this will require more resources to be devoted to the development of multi-use trails that lend themselves to a range of passive recreation pursuits, whilst continuing to upgrade existing facilities to meet contemporary standards and expectations.

This Strategy includes an Implementation Plan that outlines 21 recommended actions for Council to pursue in order to meet the current and future sport and recreation needs of the community. This includes recommendations in relation to the development of an aquatic facility in Kingborough, which was one of the most prominent issue arising from the community engagement undertaken as part of the development of this Strategy.



2. INTRODUCTION

2.1 Background

The Kingborough Council prepared its first Sport and Recreation Plan in 1997, with recreation planning consultants Jeavons and Jeavons commissioned to undertake the work. The plan was well utilised by Council over the next 10 years, with most of the recommendations adopted. In 2013, Council compiled a Sport and Recreation Facilities Strategy that focused on the condition, usability, sustainability and improvement of Council owned sport and recreation facilities. Many of the recommendations in that Strategy have also now been implemented (see summary Appendix A), hence the need for a review and update to determine the relevance of previous planning going forward for the next ten years.

2.2 Purpose of Strategy

The purpose of this strategy is to provide a coordinated and strategic approach to the planning, development and maintenance of Council owned and managed sport and recreation facilities. The strategy will guide the investment of Council's resources into recreational infrastructure and activities in Kingborough. For the purpose of this project, sport and recreation facilities will include those that are used for both formal and informal sport and recreation activities. The project will not focus on arts and cultural facilities, playgrounds or public open space as these elements have been included in specific Council plans and strategies.

2.3 Vision

Kingborough residents will have equitable access to a range of recreational facilities that are fit for purpose and meet their current and future needs.

2.4 Objectives

The objectives of this strategy are as follows:

1. To provide a strategic and coordinated approach to the development of Kingborough Council's sport and recreational facilities.
2. To identify gaps in the provision of sport and recreation facilities.
3. To determine priorities for the investment of resources by Council into the maintenance, management and upgrade of sport and recreation facilities.

4. To identify barriers to participation in sport and recreation facilities in Kingborough.
5. To identify opportunities to improve the accessibility of Council's sport and recreational infrastructure.
6. To provide a needs-based approach to planning within the context of:
 - i. Recreation policy and priorities at the State, regional and local levels.
 - ii. National, state and regional recreation and broader societal trends.
 - iii. The demographics of the State and Kingborough region; and
 - iv. The needs of user groups and informal users identified through consultation.

2.5 Strategic Context


The Kingborough Council Strategic Plan 2020 – 2025 Strategic Plan provides the direction for the future delivery of services based upon three key priorities:

Encourage and support a safe, healthy and connected community

Deliver quality infrastructure and services

Sustaining the natural environment whilst facilitating development for our future

The vision for Council articulated in the Strategic Plan is "our community is at the heart of everything we do" and Council's purpose is identified as "to make Kingborough a great place to live". Of relevance to sport and recreation are desired strategic outcomes of "an active and healthy community, with vibrant, clean local areas that provide social, recreational and economic opportunities" and "community facilities are safe, accessible, and meet contemporary standards".



2.6 Role of Council

Council recognises that it is a key provider of sport and recreational facilities in the Kingborough community. However, this is not to say that Council is the sole provider of these facilities, and it is important to acknowledge the limitations of Council’s funding capacity and competing nature of priorities in meeting the diverse needs of the community. Council’s role in supporting sport and recreation within the Municipal Area can be summarised as follows:

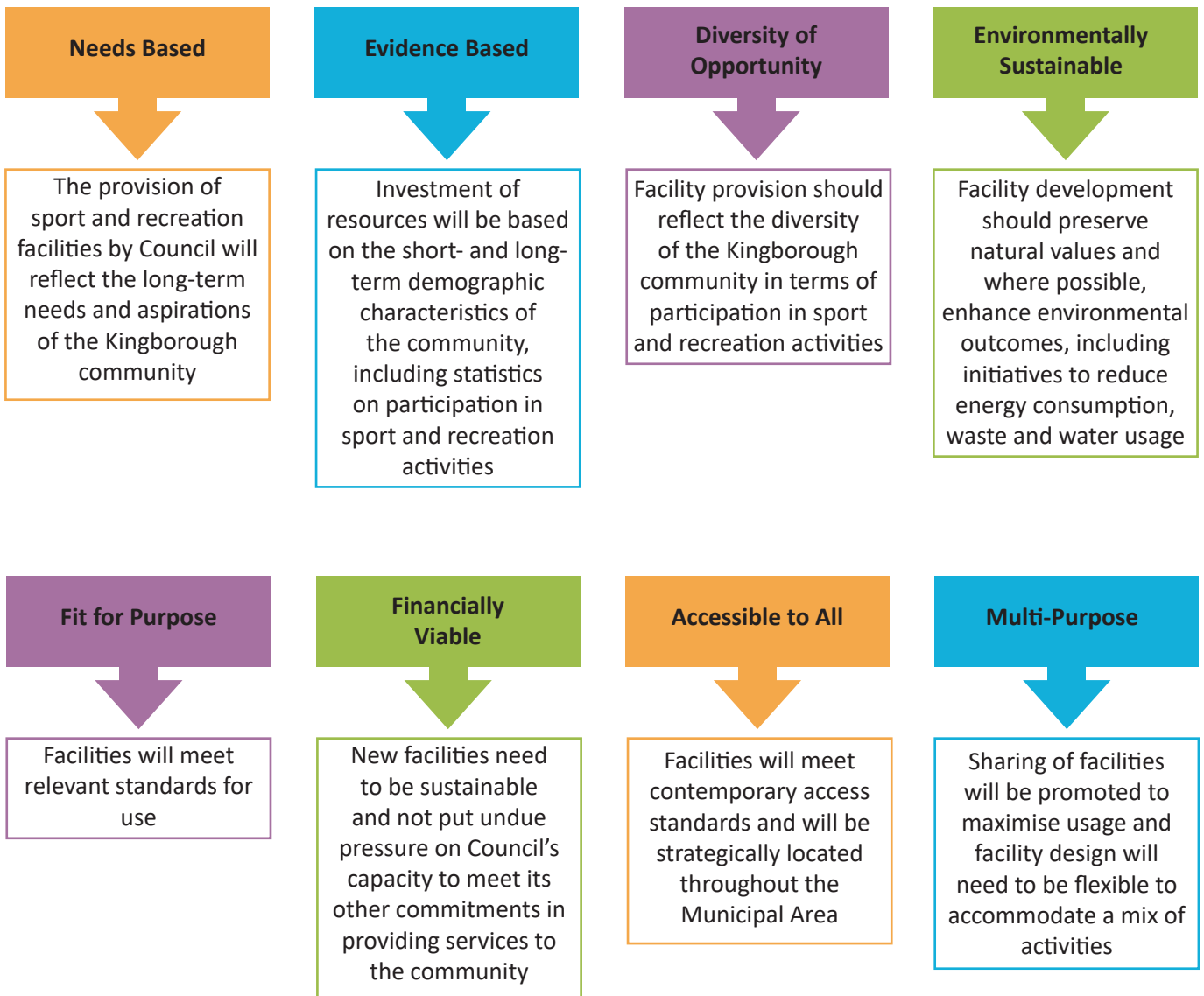
- Provider – the direct provision of sport and recreation facilities.

- Partner – connecting with sport and recreational organisations to deliver facility upgrades.
- Facilitator – the creation of environments that support participation in sport and recreation.
- Advocacy – promoting sport and recreation interests to decision makers and influencers.

Council does not consider that it has a role to play in the direct provision of sport and recreation programs, events or activities, except when they form part of a strategy to support the needs of a specific interest group (eg the Kingborough Youth Strategy or Positive Ageing Plan).

2.7 Principles

The guiding principles underpinning the development of this strategy are as follows:



2.8 Associated Plans and Strategies

The Tasmanian Community Sport and Active Recreation Infrastructure Strategy 2022 outlines the State Government's approach to ensuring infrastructure is developed to address community needs. This includes a framework to guide future investment decisions for both community sport and active recreation infrastructure in Tasmania. Council has a number of strategies that cover specific elements of sport and recreation provision in Kingborough including:

- Kingborough Open Space Strategy 2019;
- Kingborough Sports Precinct Future Directions Plan 2020;
- Kingborough Tracks & Trails Strategic Action Plan 2017 – 2022;
- Kingborough Cycling Strategy 2021 – 2030;
- Play Space and Playground Strategy 2020;
- Lightwood Park Master Plan 2018;
- Dru Point Master Plan 2018;
- Kingborough Aquatic Centre Feasibility Study 2021;
- Kingborough Sports Precinct Master Plan 2011.

It is not intended to duplicate the material covered in these documents as part of the Sport and Recreation Strategy and it is important that they are referenced for more detailed information in relation to the specific areas they cover.

2.9 Approach

Preparation of this strategy has involved:

- 2.9.1 A review of the 2013 Kingborough Sport and Recreation Strategy.
- 2.9.2 Formation of a Reference Group comprising of community representatives with an interest in sport and recreation to provide advice in relation to the development of the strategy.
- 2.9.3 A review of National, State and local statistics relating to participation in sport and recreation activities.
- 2.9.4 Surveys of sporting clubs, school students and the broader community.
- 2.9.5 Analysis of data obtained from surveys.
- 2.9.6 Formulation of a draft plan including recommendations and assignment of priority actions.
- 2.9.7 Workshopping of the draft strategy with Councillors.
- 2.9.8 Release of the draft for public comment.
- 2.9.9 Review of feedback on the draft and preparation of the final strategy document for endorsement by Council.



3. DEMOGRAPHIC PROFILE

3.1 Population and Projections

The Kingborough Municipal Area has experienced rapid growth over the past 20 years, increasing from 27,874 residents at the time of the 2001 Census to 40,082 in 2021. The Tasmanian Department of Treasury and Finance population projections for local government areas published in 2022, indicate that the population of Kingborough can be expected to grow by nearly 9,000 residents over the next 20 years to 50,506 by the year 2042 as shown in the table below:

Table I - Kingborough Total Population (High Series) by Age Groups

Year	0 to 14 yrs	15 to 29 yrs	30 to 49 yrs	50 to 64 yrs	65 to 85+ yrs	TOTAL
2023	7 450	6 862	11 137	7 743	8 589	41 781
2024	7 435	6 808	11 464	7 810	8 782	42 299
2025	7 460	6 738	11 796	7 808	9 035	42 837
2026	7 454	6 719	12 162	7 784	9 268	43 388
2027	7 498	6 708	12 472	7 774	9 486	43 938
2028	7 547	6 722	12 736	7 787	9 690	44 483
2029	7 578	6 800	12 883	7 880	9 871	45 011
2030	7 618	6 899	12 989	8 003	10 018	45 528
2031	7 660	7 002	13 085	8 143	10 138	46 028
2032	7 714	7 104	13 095	8 325	10 268	46 505
2033	7 798	7 170	13 065	8 541	10 389	46 962
2034	7 872	7 212	13 115	8 661	10 545	47 404
2035	7 943	7 229	13 101	8 829	10 730	47 831
2036	8 028	7 227	13 083	9 007	10 903	48 247
2037	8 083	7 247	13 061	9 251	11 011	48 653
2038	8 133	7 288	13 038	9 444	11 143	49 046
2039	8 180	7 315	12 976	9 690	11 269	49 430
2040	8 222	7 350	12 866	9 970	11 392	49 801
2041	8 262	7 374	12 687	10 365	11 470	50 158
2042	8 299	7 443	12 424	10 793	11 546	50 506

In terms of population growth, the projected increase in Kingborough’s population is predicted to make up 20.88% of the State’s total growth over the next 20 years. Add to this the growth rates of neighbouring Councils in Huon Valley (22.28% of the State’s total) and Hobart (24.74%) and the indirect increase in usage of Kingborough’s facilities will be significant. This will be particularly relevant for regional facilities such as those within the Kingborough Sports Precinct that attract a high level of use from people living outside of the Kingborough Municipal Area.

Like most of Tasmania, Kingborough’s population is ageing, with the median age of 41.2 years in 2021 projected to increase to 47.5 years in 2042. Kingston has the lowest median age of 36 years, whilst Kettering has the highest with 49 (ABS Census data 2021). From a recreational planning perspective, it is important to note that whilst the numbers of residents in the younger age groups is expected to increase by around 850, the number of residents over the age of 50 will increase by about 6,000. In other words, the community demand for sport and recreational infrastructure will increase across all ages but will be particularly significant for those facilities enjoyed by older residents. The impact of the shift in the relative proportion of residents in each age bracket is shown in the following two graphs in which the age pyramids for Kingborough residents in the year 2023 and 2042 are compared:

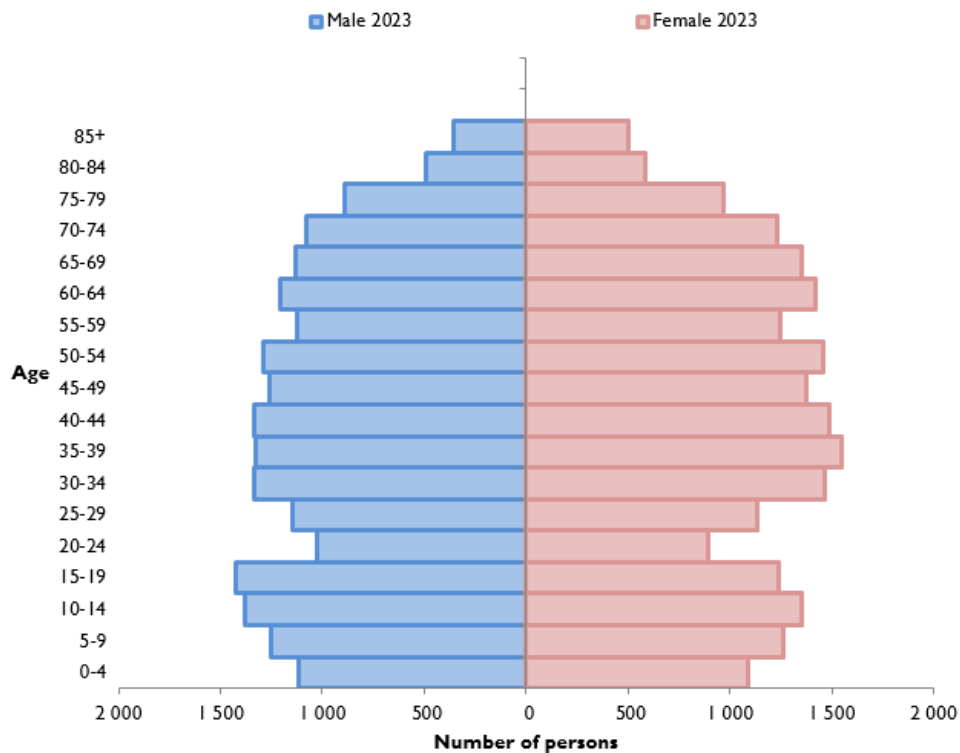


Figure 1 – Kingborough Age Pyramid 2023

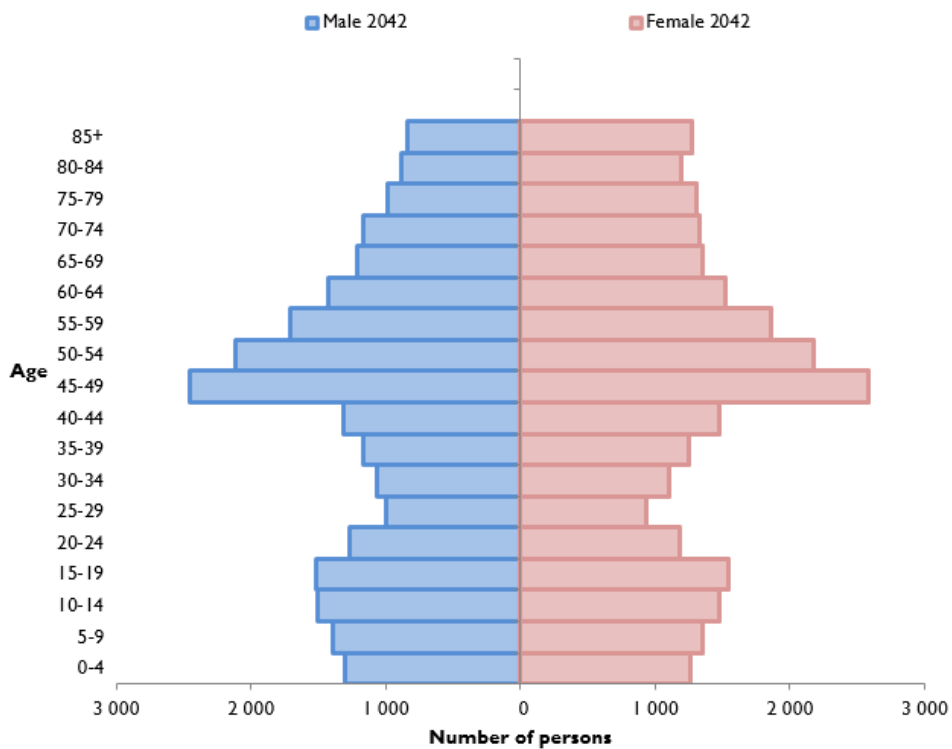


Figure 2 – Projected Kingborough Age Pyramid 2042

3.2 Geographical Distribution

The majority of Kingborough’s population (65% according to the 2021 Census) live in and around the urban areas of Kingston, Blackmans Bay and Tarooma. Kingston and Blackmans Bay have experienced the highest levels of population growth, both as a result of urban in-fill and subdivision of land on the outskirts of Kingston (Huntingfield, Spring Farm and Whitewater Estates). The other large growth area is Margate, which now accounts for 10% of Kingborough’s population with just over 4,000 residents. Most of the rural townships south of Kingston have a population of less than 500 people, whilst Bruny Island has a resident population of just over 1,000 people, which can swell to over 5,000 during peak holiday season. The chart below shows the distribution of the population throughout the municipality.

Table 2 - Population distribution in Kingborough (2021 ABS Census):

Town/Suburb	Population	Town/Suburb	Population
Allens Rivulet	685	Longley	229
Barretta	57	Lower Longley	182
Birches Bay/Flowerpot	118	Lower Snug	447
Blackmans Bay	7,540	Margate	4,158
Bonnet Hill	500	Middleton	263
Coningham	323	Neika	195
Electrona	383	North Bruny	305
Gordon	206	Oyster Cove	324
Howden	704	Sandfly	321
Huntingfield	534	Snug	1,467
Kettering	907	South Bruny	703
Kingston	12,096	Tarooma	3,016
Kingston Beach	2,206	Tinderbox	390
Leslie Vale	387	Woodbridge	551

3.3 Cultural Diversity

Whilst Kingborough has a culturally diverse community, ABS statistics from the 2021 Census show the majority of the population have either English (44.4%) or Australian (36.9%) ancestry. In terms of country of birth, 75.5% of Kingborough’s population was born in Australia, with the next highest being England (5.4%), China (2.8%) and New Zealand (1.2%). In regard to Indigenous status, 4% of Kingborough’s residents identify as being Aboriginal and/or Torres Strait Islander. Whilst one of the guiding principles of this Strategy is that facility provision should reflect the diversity of the Kingborough community, the statistics in relation to the ethnicity of the population don’t highlight any specific needs from a recreational perspective. This view is supported by the results of the community engagement that did not identify cultural considerations as either a barrier to participation or opportunity for improvement.

4. PARTICIPATION TRENDS

4.1 National

Ausplay data indicates that National participation in physical activity has increased over the past 20 years, with more adults participating more often than they did in 2002 as shown in Figure 3.

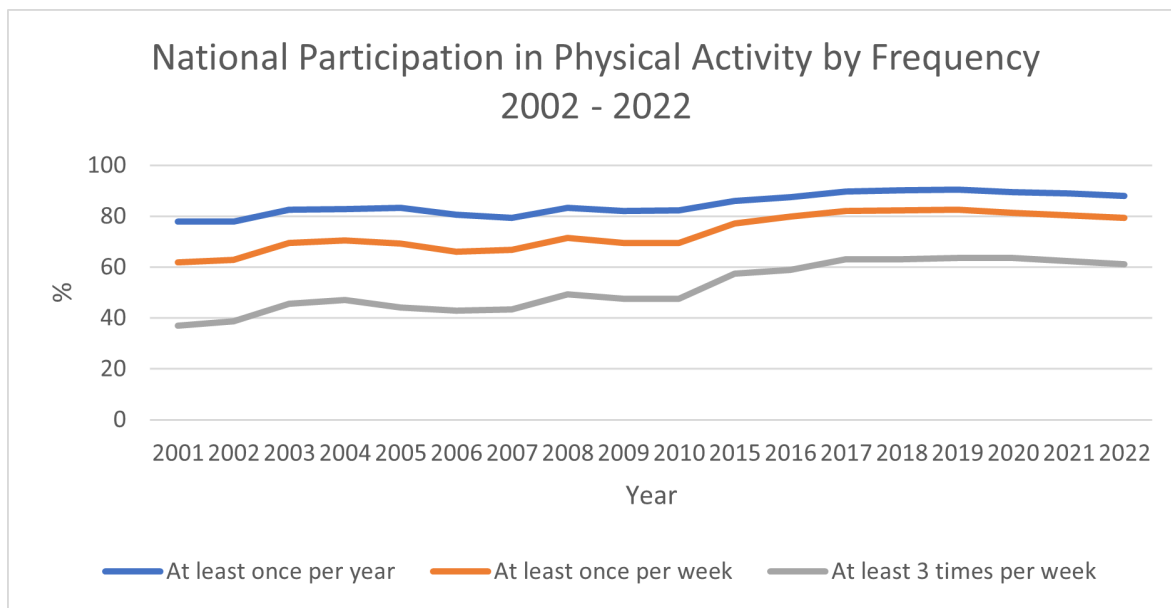


Figure 3 – National Participation in Physical Activity 2002 – 2022 (Ausplay)

There has been an increase in participation in non-sporting related activities, such as walking, running, cycling and fitness, whilst participation in most sporting activities has remained relatively stable, with a decline in participation rates for sports such as tennis, golf and squash.

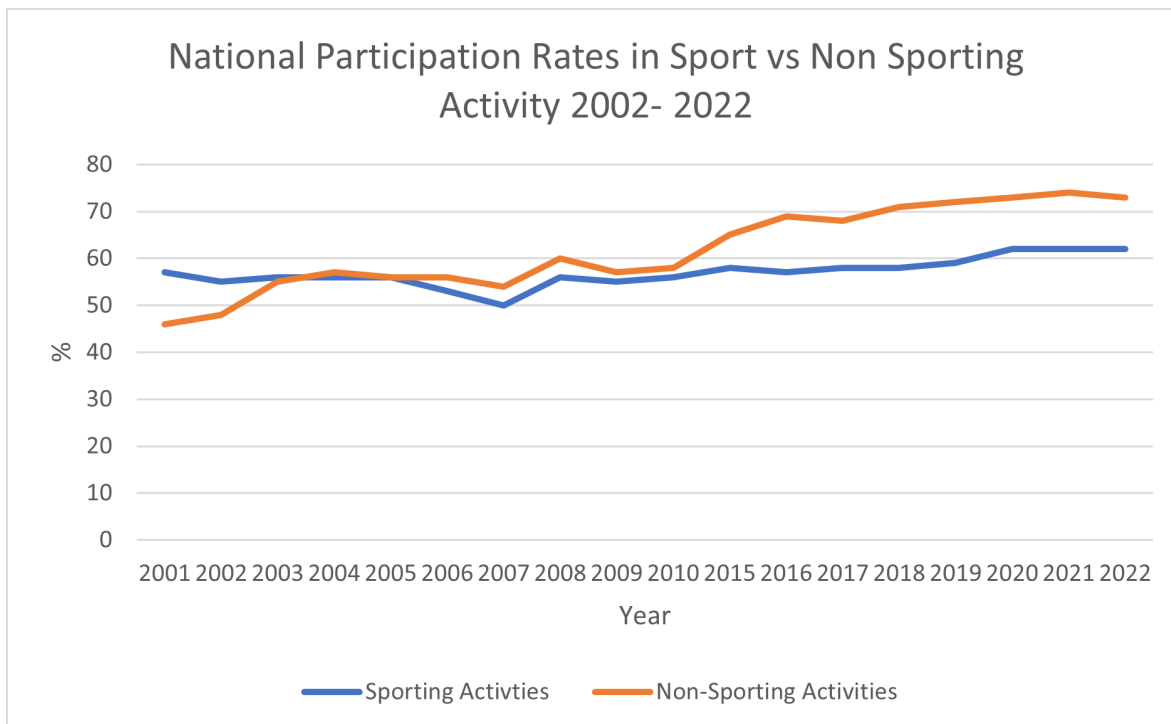


Figure 4 – National Participation in Sport vs Non-Sporting Activities 2002 – 2022 (Ausplay)

Recreational walking ranks as the most popular form of physical activity for adults (aged 15+) in Australia, with 44.6% of the population engaging in this pursuit in 2022.

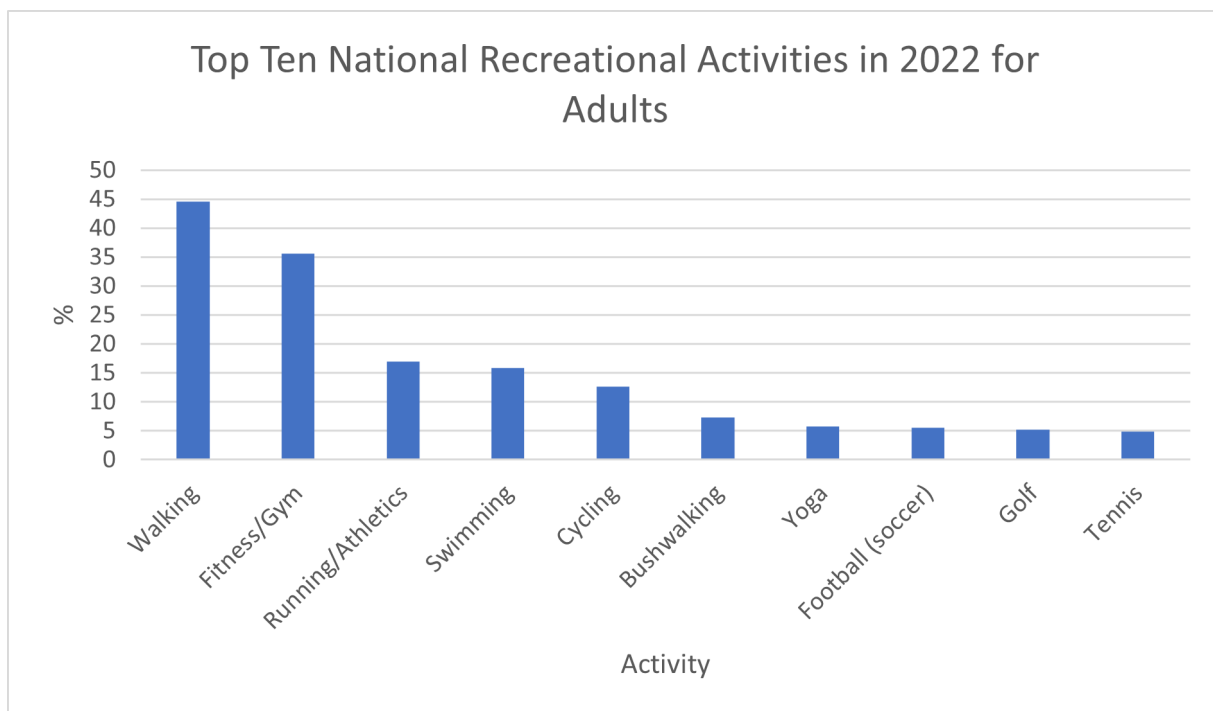


Figure 5 – Top Ten Recreational Activities in Australia for Adults in 2022 (Ausplay)

Swimming was the most popular activity amongst children (aged U/15) with 34% participating in this activity outside of school hours.



Figure 6 – Top Ten Recreational Activities in Australia for Children in 2022 (Ausplay)

4.2 Tasmania

Participation trends for Tasmania are not dissimilar to those experienced Nationally, with recreational walking, fitness/gym, swimming and running the most popular pursuits for adults. In 2022, 87% of the adult population participated in some form of recreational activity at least once a year, with 77% participating at least once a week and 58% participating at least three times per week. There is very little difference in the participation rates between males and females in Tasmania amongst the adult population but for children under the age of 15, the participation rate is 3% higher amongst females. Participation rates are highest for adults in the 35-44 age bracket, whilst participation for children is highest between nine and 11 years of age. Participation rates in recreational activities for adults in Tasmania are marginally higher in urban areas, whilst rates for people with a disability are 10% lower than the State average.

In 2022, 70% of children in Tasmania participated at least once per year in recreational activities outside of school hours, 39% participated at least once per week and 13% participated at least three times per week. These participation rates are all slightly below the National benchmark. 57% of Tasmania’s adult population participates in sport related activities, with this figure increasing to 65% for children under the age of 15. 22% of adults and 45% of children participate in recreational activities through a sports club or association. Swimming is the most popular recreational activity for children in Tasmania, with 29.4% participating in this activity on at least one occasion per year, followed by 17.6% for football (soccer), 11.6% for gymnastics and 10.4% for athletics.

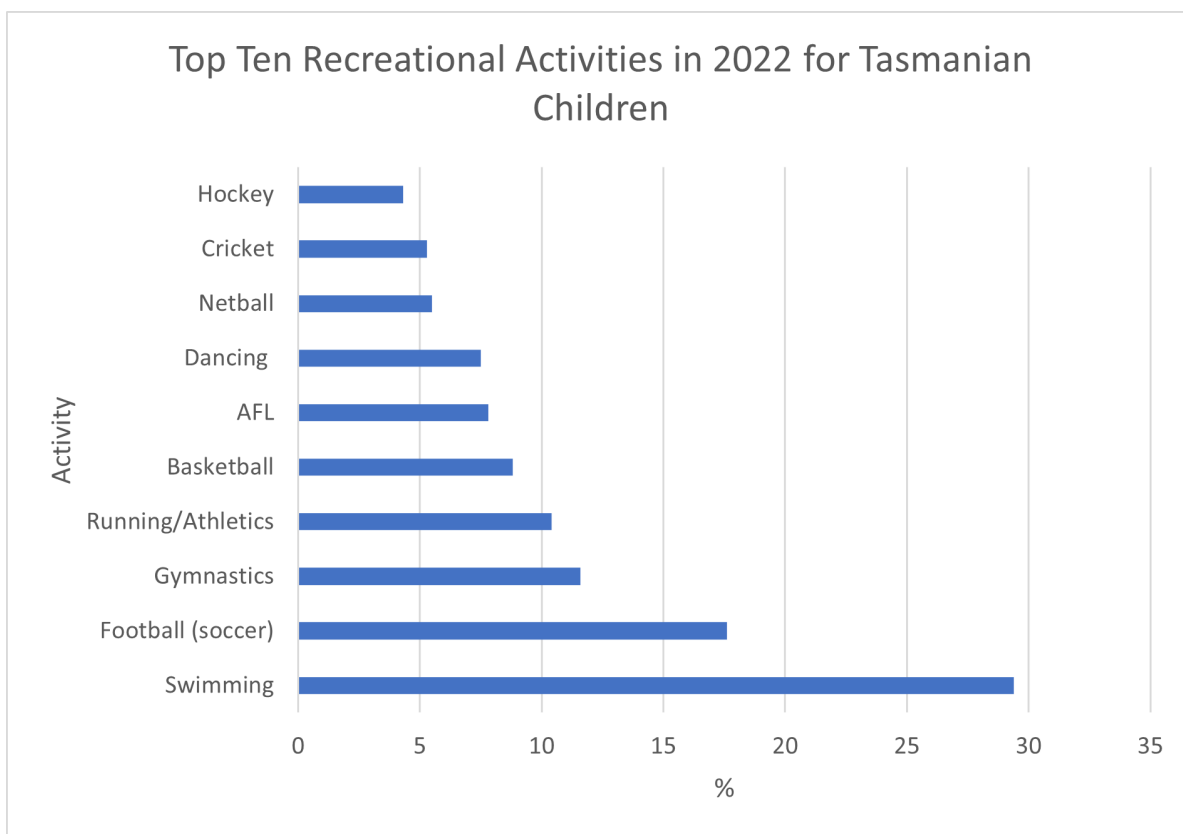


Figure 7 – Top Ten Recreational Activities in Tasmania for Children in 2022 (Ausplay)

4.3 Kingborough

Ausplay data for Kingborough indicates higher than average participation in recreational activities, with 93.3% for adults and 87% for children. Recreational walking is the most popular form of recreational activity in Kingborough, with 45.1% of the population engaging in this pursuit. This figure is even higher amongst the adult population, as shown below:

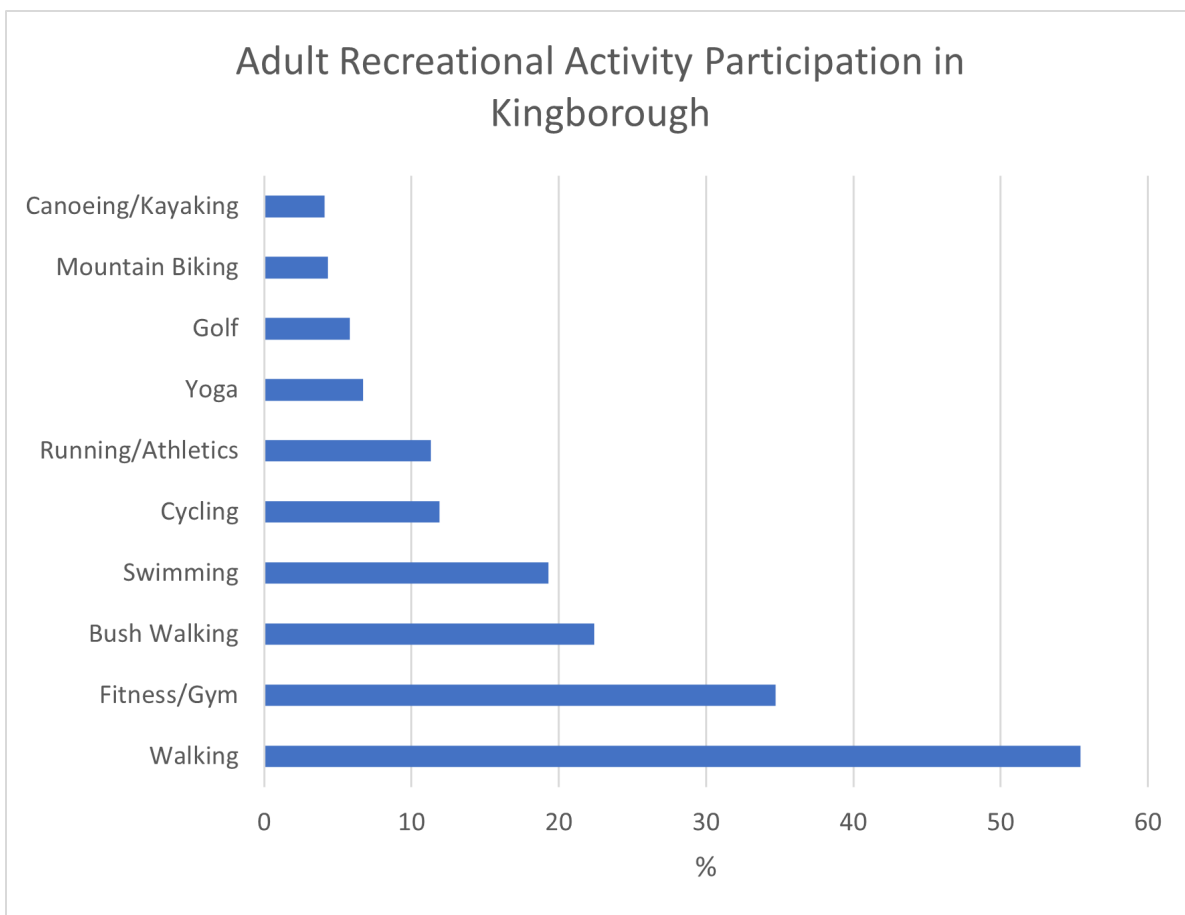


Figure 8 – Top Ten Recreational Activities in Kingborough for Residents Aged 18+ in 2022 (Ausplay)

The trend towards higher participation rates in recreational walking amongst Kingborough residents becomes even more pronounced with age. For residents over the age of 55, the participation rate in recreational walking is 63.1%, with a further 14.5% participating in bush walking. Amongst females, these rates are higher again, with a 79.1% participation rate in recreational walking in the 55+ age group. The picture changes significantly for young people in Kingborough, with swimming the number one activity at 37.3%, followed by gymnastics (20.5%), AFL (10.5%), football/soccer (10.1%) and cricket (8.8%).



5. ENGAGEMENT RESULTS

5.1 Community Survey Results

The community survey received 483 responses, which based on the ABS sample size calculator for a population of 40,979 is sufficient to provide a result with 95% confidence. The survey was completed by 271 females, 202 males and 10 people who selected other. The highest number of respondents (27.5%) live in the Kingston/Kingston Beach area, followed by Margate (18.6%) and Blackmans Bay (17.4%). The age bracket with the highest number of respondents was 41 – 50 years, accounting for 31.9% of responses, followed by the 31 – 40 age group with 23.4% and the 51 –60 age group with 14.5%. Full details of the demographics of participants can be found in the Engagement Report contained within Appendix A.

5.1.1 Indoor Sport and Recreation Participation

The community survey data is consistent with the Ausplay research, with gym/fitness ranking as the number one indoor recreational activity, followed by swimming and yoga/pilates. 22.4% of respondents indicated that they did not participate in any indoor activities, whilst 12.1% indicated that they participated in activities other than those listed. The participation rates for each indoor activity are shown in Figure 9 below:

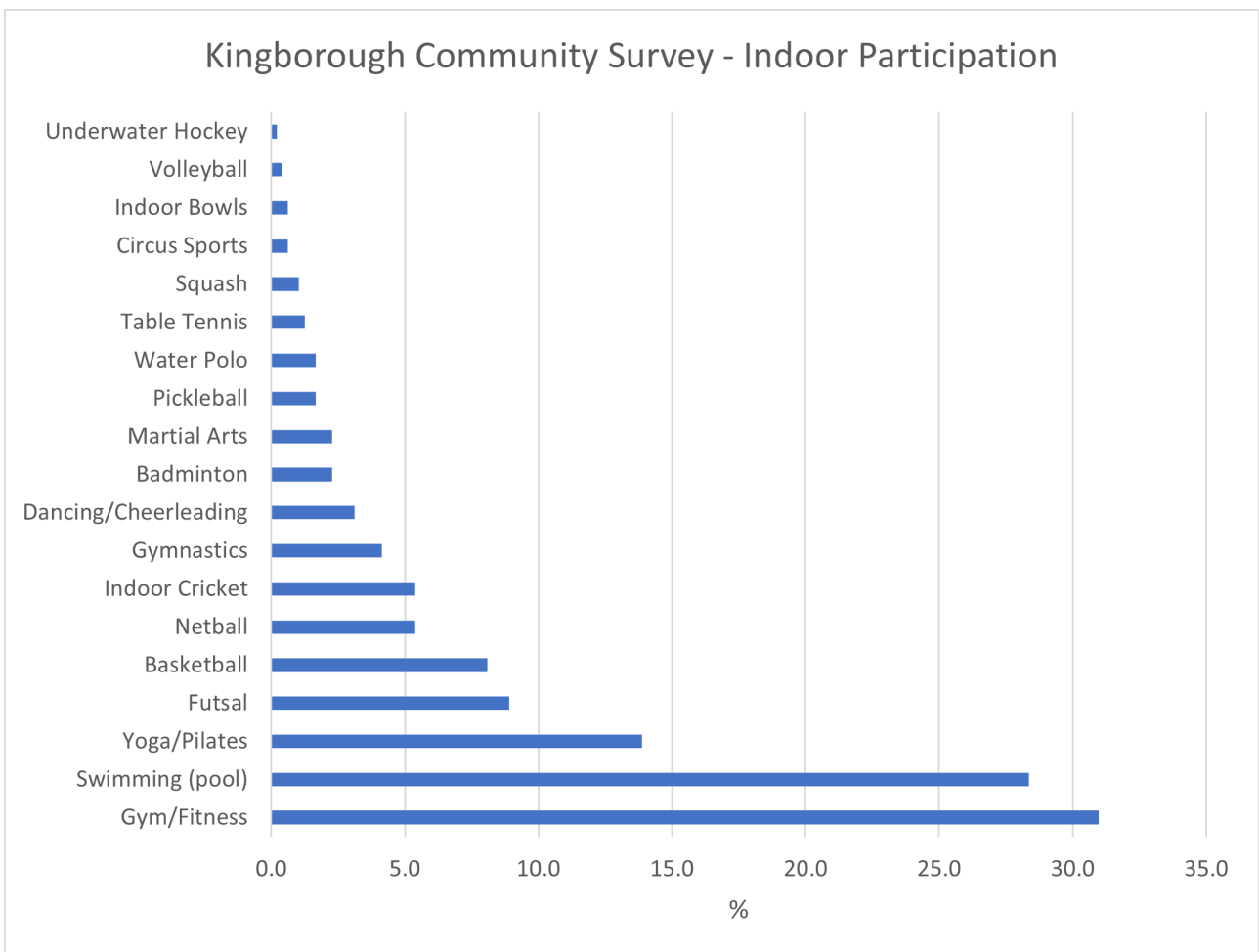


Figure 9 – Indoor Recreational Activity Participation

5.1.2 Outdoor Sport and Recreation Activities

The survey results for outdoor activities also reflect the Ausplay data, with walking the most popular activity with 48.9% of respondents engaging in this form of recreation, followed by bushwalking (30.8%), running (20%) and cycling (16.5%). The number of non-participants in outdoor recreation was significantly less than the indoor result at 9.3%. The participation rates for outdoor recreational activities are summarised in Figure 10 below:

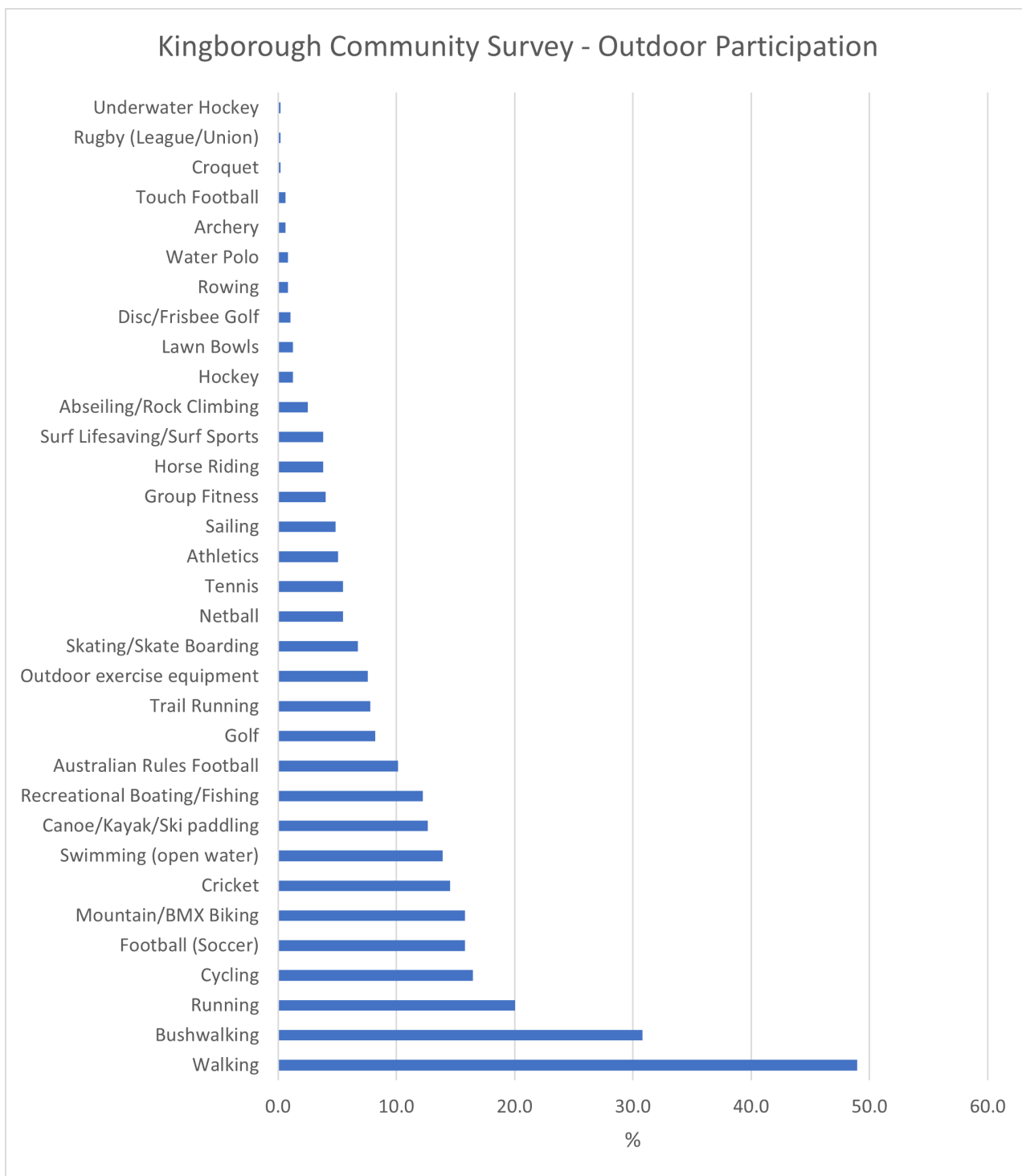


Figure 10 – Outdoor Recreational Participation Activity

5.1.3 Frequency of Participation

The survey shows that participation in recreational activities by Kingborough residents is on par with the National average, with 50.5% of respondents engaging in some form of activity multiple times per week as show in Figure 11 below:

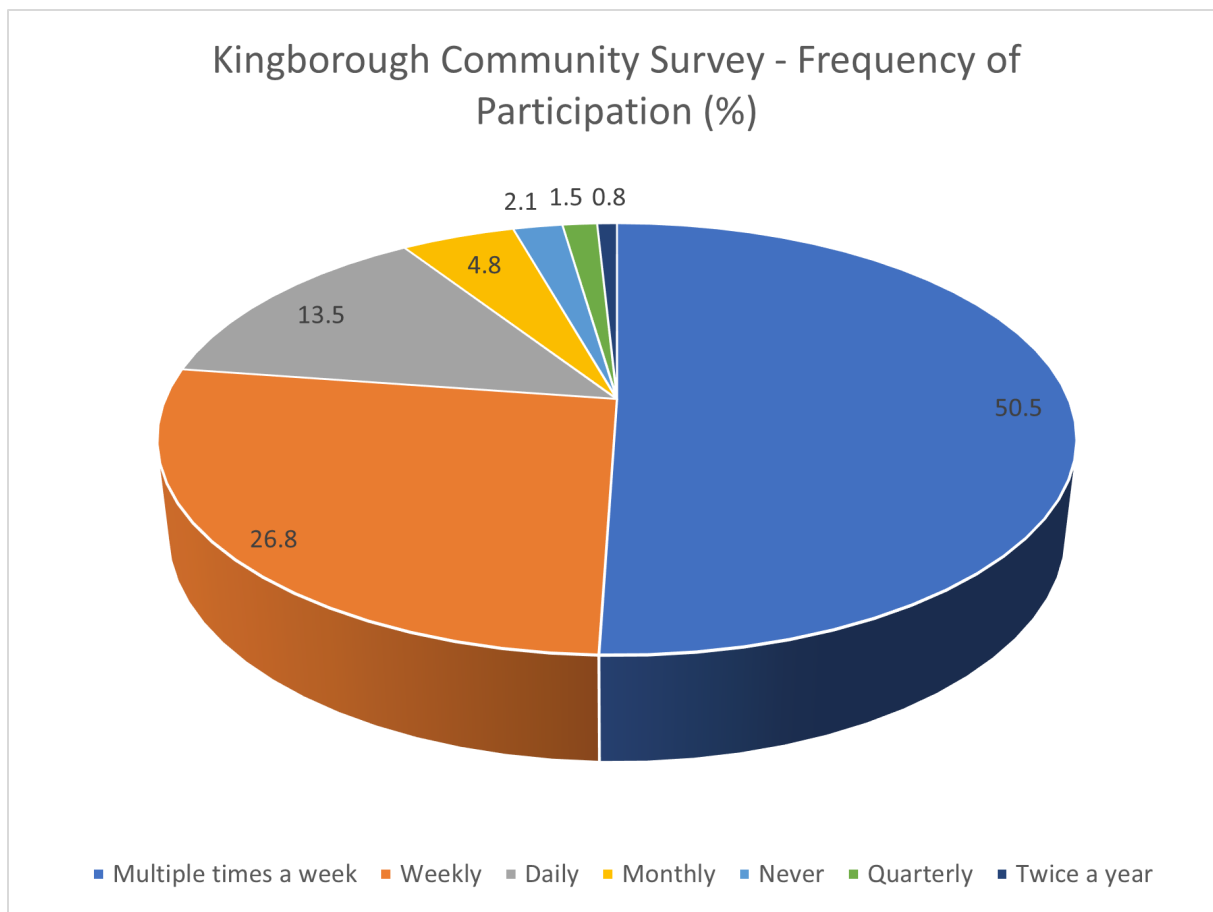


Figure 11 – Participation Rates in Recreational Activities

5.1.4 Standard of Facilities

The survey results show that the community rates the standard of Kingborough’s indoor sporting facilities highly, with 83.2% of respondents giving them at least a “good” rating. Similarly, the standard of dog exercise areas, sports grounds and parks/reserves were rated well by respondents. At the other end of the scale, 90.7% of respondents rated aquatic facilities as being poor or below average. This result is likely to be due to the fact that there is no public aquatic facility in Kingborough rather than a reflection on the standard of privately operated facilities.

The standard of skate facilities, cycling paths and outdoor courts also rated poorly, with more than 50% of respondents indicating that they considered the standard of these to be either poor or below average. Once again, it is assumed that these results relate to public facilities rather than the outdoor courts at member-based clubs such as those provided by the Kingston and Taroona Tennis Clubs. The ratings for each of the respective facilities are shown as weighted averages in Figure 12, in which five equates to the maximum rating of “excellent” and 0 is “poor”.

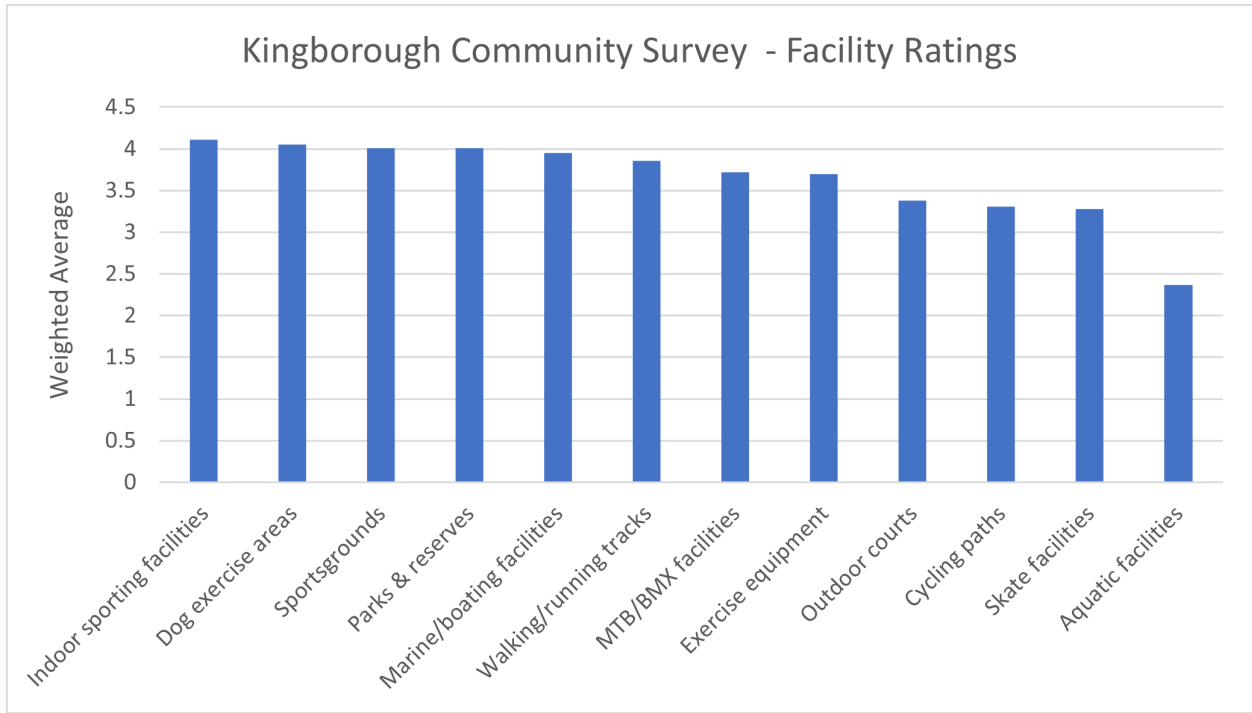


Figure 12 – Standard of Facility Ratings (Weighted Averages)

5.1.5 Opportunities for Improvement

Increasing the number of facilities was the most common answer provided by respondents in relation to the question of how Council can improve its delivery of sport and recreational facilities. 129 people listed “other” in response to this question, with nearly half of these (61) suggesting that a pool or aquatic centre was needed.

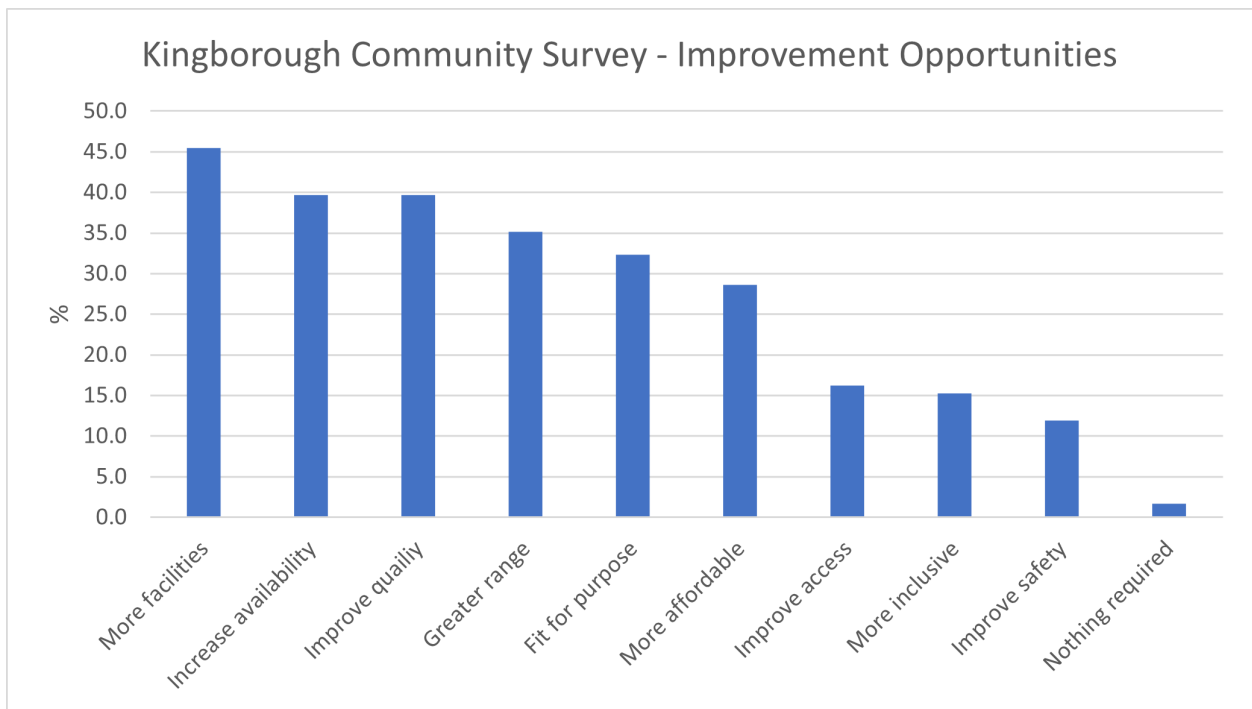


Figure 13 – Opportunities for Improvement

5.1.6 Barriers to Participation

A lack of relevant or specific facilities was the most cited response in relation to the question of barriers to participation, followed by affordability and poor quality of facilities. Once again, the lack of an aquatic facility appears to be the major influencing factor behind this result, with this issue the most prominent in the comments section for this question. 14.6% of respondents indicated that they had no barriers to participating, whilst a lack of gender appropriate facilities was only reported on 19 occasions (8.6%). A summary of the responses provided is shown in Figure 14 below:

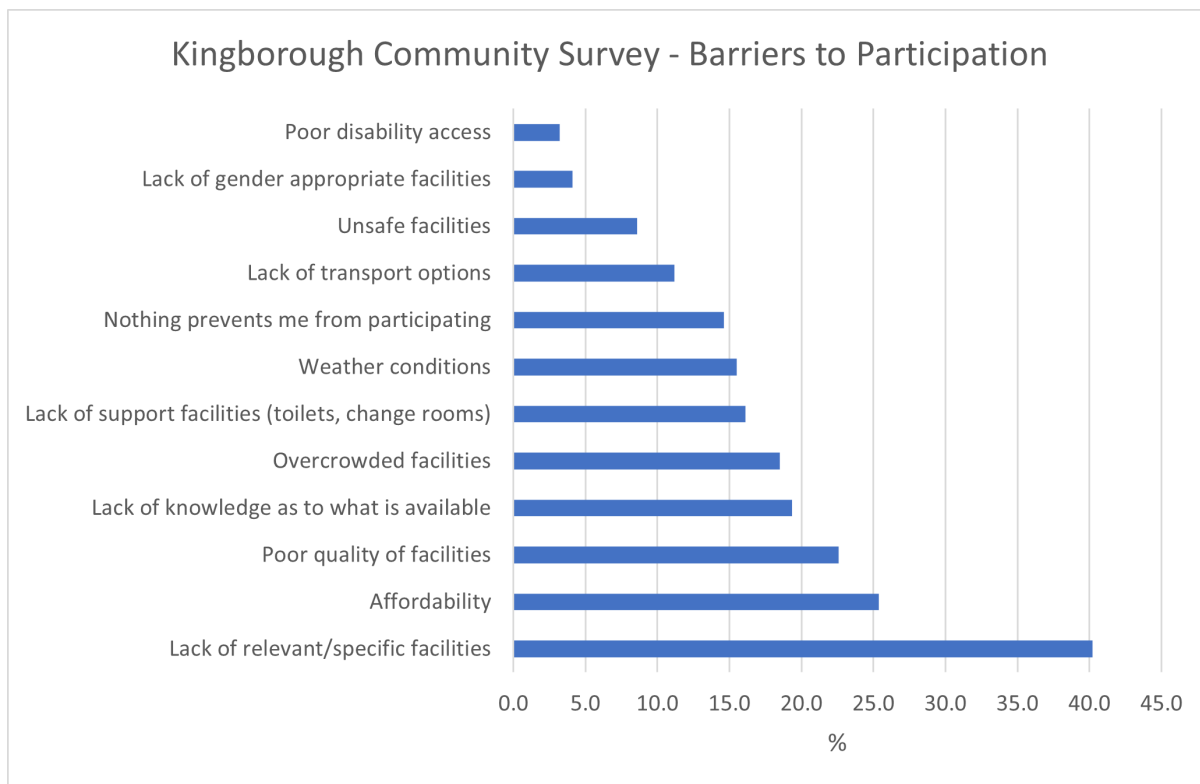


Figure 14 – Barriers to Participation

5.1.7 Initiatives

50.1% of respondents believe that Council should invest in additional infrastructure to meet the sport and recreational needs of the community, with the provision of a pool or aquatic centre mentioned regularly in the comments section for this question. The purchase of land for future facility development was nominated by 39.1% of respondents as being the best initiative to improve access to sport and recreational opportunities. This was followed by the promotion of shared use facilities (31.6%), improving active transport linkages to facilities (29.9%), investigating use of school grounds (27.4%) and investing in synthetic grounds (23.4%). Other recurrent themes in the comments included the need for improved skate parks, cycling paths and mountain bike facilities.

5.2 Youth Survey Results

The School Survey was completed by 547 students, with a summary of the results provided in Appendix A. 23.7% (128) of respondents live outside of Kingborough but use sport and recreational facilities within the Municipal Area. The highest response rate came from Tarooma High School with 31.2%, followed by Illawara Primary (15.4%), Calvin Christian (13.0%) and Woodbridge (12.1%). Most students (65.3%) were in the 10-13 years age group, with 24.8% in the 14-16 years bracket and 7.7% under 10. 84.2% of participants played a sport or engaged in a recreational activity, with 61.9% of those not participating indicating that they had no interest in doing so. Transport difficulties (20.4%), financial constraints (17.7%) and lack of suitable facilities to play/train (14.1%) were listed as barriers to participation. Most students (85.1%) participate in sport and recreational activities for fun and enjoyment, whilst 63.2% do so for health and fitness benefits. Football (soccer) was the highest participation activity amongst respondents to the youth survey at 36.6%, followed by swimming (21.5%) and netball (13.8%), with the full results shown in Figure 14 below:

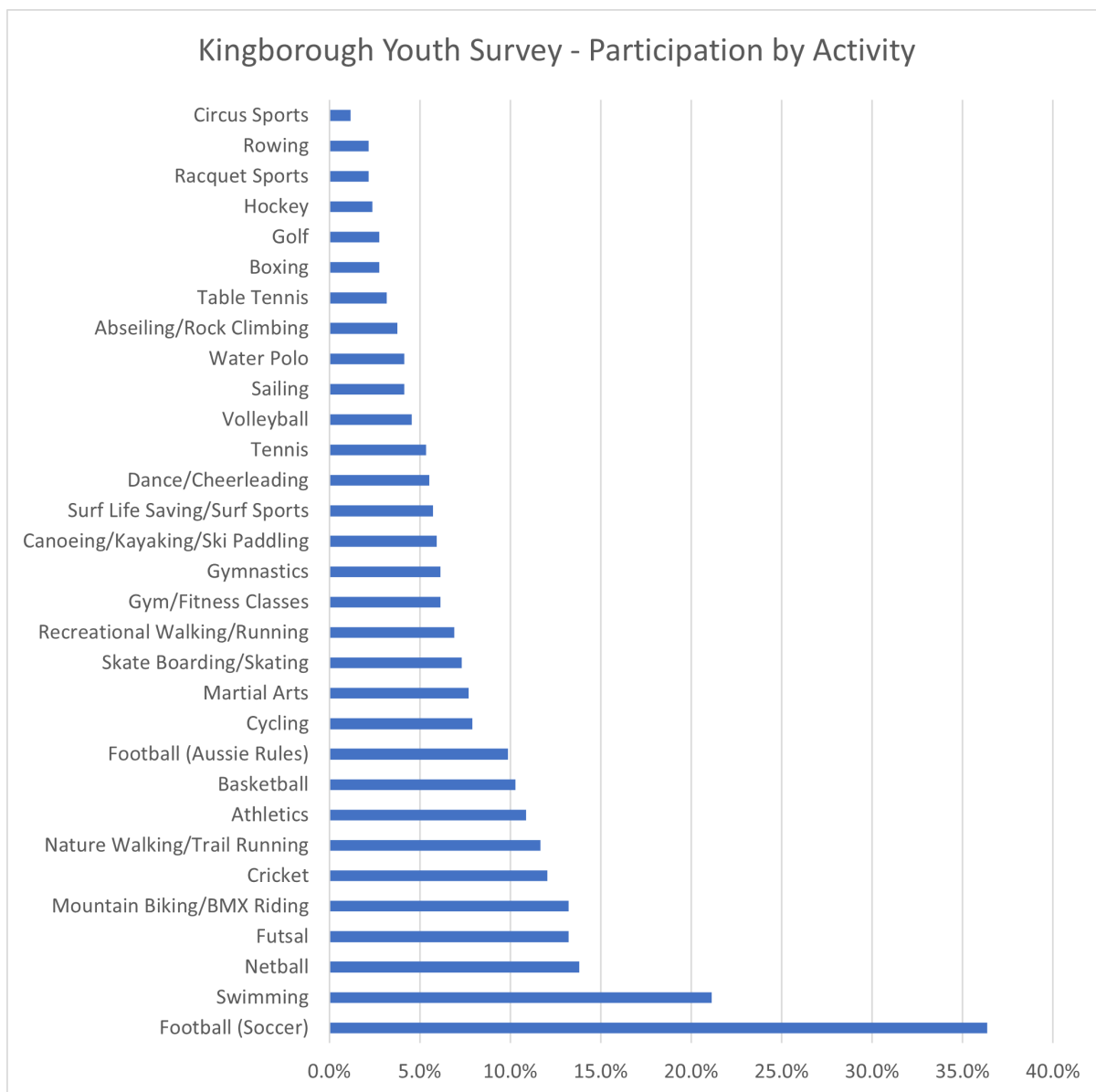


Figure 14 – Kingborough Youth Participation Rates in Sport and Recreation

5.3 Club Survey Results

A survey of sport and recreation clubs/organisations in Kingborough was undertaken to obtain feedback on the specific needs of each group with respect to the facilities that they use. A total of 40 clubs/organisations provided a response to the survey, with a summary of the key themes coming out of the survey as follows:

5.3.1 Participation Trends

Most clubs reported an increase in participation rates over the past five years as shown in Figure 15 below:

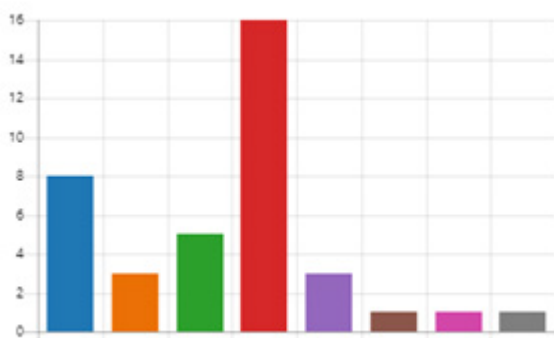


Figure 15 – Club Participation Rates Since 2018

The increase in participation is reportedly an even spread between males and females and across both senior and junior age groups. For those experiencing a decline in participants, most have indicated a drop in the junior/youth demographic.

5.3.2 Barriers to Participation

The cost of accessing sport and recreational activities was identified as the most significant barrier to participation by club/organisation respondents. Factors mentioned include the current cost of living pressures due to inflation, lack of disposable income,

the downturn in the economy as a result of COVID-19 and increased insurance costs. Organisations using Council’s halls (yoga, pilates etc) cited hire fees as a barrier in that they negatively impacted on participation due to the capacity of clients to afford to pay for services. Difficulties in maintaining volunteer numbers due to increasing workloads associated with regulatory compliance was cited by a number of respondents as an issue, along with people being time poor and having less time to commit to playing sport.

5.3.3 Facility Ratings and Opportunities

Facility ratings varied between clubs, with this result not unexpected given the variability in the condition of infrastructure used by clubs and the diverse range of organisations responding to the survey. Improvement priorities mainly focused on upgrading existing facilities to bring them up to contemporary standards and expectations. This includes upgrading of carparks and road access to facilities, along with toilets, changerooms, courts and grounds. Consistency of venue quality was cited as an issue, along with the need for more facilities to meet growth in specific activities eg mountain biking.



6. DATA ANALYSIS – GENERAL THEMES AND IMPLICATIONS

6.1 Demographics

The population projections for Kingborough indicate that the number of children in the 0-14 year age group will remain stable over the next 20 years. Similarly, the number of residents in the 15-29 age group is not predicted to increase by more than a few hundred people over this time period. However, there will be significant growth in the older age groups, with projected age pyramid predicting 5,000 more residents over the age of 50 living in Kingborough by the year 2042. Given the current high level of participation in sport and recreational activities by the Kingborough community, the implications of this data from a recreational planning perspective are as follows:

- 6.1.1 The demand for facilities used for children’s sport and recreational activities will only increase in areas where there are existing gaps in service provision and/or changes in participation rates for individual activities; and
- 6.1.2 There will be an increase in demand for facilities used by older residents (ie passive recreational pursuits such as walking, cycling and swimming); and
- 6.1.3 Future facility provision needs to promote universal design to provide inclusive opportunities for all ages and abilities.

6.2 Participation Figures

The results of the surveys conducted by Council are consistent with AusPlay data and other research that shows the highest participation rates within the adult population are associated with passive forms of recreation such as walking, cycling, running, swimming and gym/fitness. The data also shows that Kingborough has a very active community, with above average levels of participation in sport and recreational activities. The implications of these findings are:

- 6.2.1 Council needs to ensure that its investment into sport and recreation service provision is underpinned by strategic planning that includes reference to participation trends; and
- 6.2.2 Given the current high levels of participation in sport and recreational activities amongst the Kingborough community, there is unlikely to be further increases in overall participation levels. There will be fluctuations in participation levels between activities, but these will occur gradually over time.



6.3 Facility Condition

The condition ratings for existing Council facilities show a range of community satisfaction levels, with indoor facilities, dog exercise areas, sportsgrounds, parks/reserves and marine facilities scoring well and aquatic, skate and cycling facilities scoring poorly. However, these results are more a reflection on the provision of such facilities (or more specifically a lack of) rather than their condition. There is a need to assess gaps in the provision of facilities against, participation rates, demonstrated need, alternate options and the extent to which the lack of locally provided facilities is causing a barrier to participation. In relation to the condition of facilities, it is necessary to address these on a case-by-case basis, with an underlying motive of ensuring that they are fit for purpose.

6.4 Improvement Opportunities – Aquatic Facility

The most prominent issue arising from the community engagement in relation to the development of this strategy is the desire of the community for a public swimming pool or aquatic facility. This is consistent with the findings of a feasibility study commissioned by Council in 2021 that stated:

The findings from all the consultative methods have indicated that there is strong support for an aquatic centre in Kingborough. At the same time, the consultations found strong evidence that many residents were using other aquatic facilities because there is no venue close to large sections of the community, whether as a result of location and accessibility or the limited scope of the facilities and programs which are provided. These constraints were found to impact on a wide range of groups in the community ranging from children and teenagers through to sporting and recreation groups and older residents (C Leisure 2021).

However, this same study concluded that:

Looked at in combination, the data on the total population size, population growth, projections and the age distribution suggest that Kingborough is unlikely to be able to support a financially or operationally viable 50 metre indoor pool or other “higher order” facilities into the foreseeable future unless it is willing to pay a significant capital and annual operational deficit.

The study indicated that the estimated cost of constructing an Aquatic Facility in the KSC Precinct was \$40.5m, plus an estimated \$4.5m to relocate and rebuild the facilities that would be displaced if it was to be located on the site recommended in the report. These figures are likely to be considerably higher given the increase in construction costs since this report was published. The annual net operating cost to Council was calculated at \$700 - \$750k depending on the management model adopted. An increase in the general rate of 3% would therefore be required to meet the costs associated with operating the facility. Council’s response at the time was to acknowledge that it was unable to accommodate the construction of an aquatic facility of this size within its existing budget and resolved to seek financial support from the State and Federal Governments towards the project.

Financial issues aside, the research undertaken as part of the development of this strategy has confirmed that there is a strong justification for the development of an aquatic facility in Kingborough based on the following:

- 6.4.1 AusPlay data indicates that swimming has the highest participation rate of any sport and recreational activity amongst children under the age of 15 in Kingborough;
- 6.4.2 AusPlay data indicates that swimming is the 4th most popular activity in Kingborough amongst adults (aged 18+);
- 6.4.3 Data from the Community Survey indicated that swimming was the second most popular indoor recreational activity in Kingborough;
- 6.4.4 Data from the Youth Survey indicates that swimming is the second most popular activity amongst school students in Kingborough;
- 6.4.5 Provision of an aquatic facility was the most prominent opportunity for improvement identified in the community survey; and
- 6.4.6 The demand for such a facility is only going to increase with an ageing population.

These findings suggest that Council needs to be more proactive in its pursuit of an aquatic facility, with specific recommendations contained in the following section of this strategy, along with those for other improvement opportunities in relation to skate parks and cycle paths.

6.5 Barriers to Participation

Apart from the issue of an aquatic facility, there are no standout concerns in relation to barriers that may prevent or limit participation in sport and recreational activities by Kingborough residents. Affordability is an issue associated with the current cost of living pressures but was only listed by 25.4% of respondents in the Community Survey and 17.7% in the Youth Survey. Lack of transport did not feature significantly in either survey, neither did poor disability access or lack of gender appropriate facilities. This should not be interpreted as meaning that these issues are not important, as equity of access to facilities is a basic human right. However, the fact that these issues have not been highlighted as a major impediment to accessing sport and recreational opportunities in Kingborough is a positive sign.

A lack of knowledge as to what is available was cited by 19.3% of respondents to the Community Survey, which represents an obvious improvement opportunity for both Council and sport and recreation clubs/organisations. Whilst Council has a comprehensive listing of all of its recreational facilities on its website and produces hard copies of the Kingborough Tracks and Trails brochure, there is potentially a need to promote the availability of this information more broadly.

6.6 Initiatives to Improve Access

The survey results are inconclusive in regard to the views of the community on how Council should pursue improved access to sport and recreational opportunities. Whilst investment in additional infrastructure received the highest response rate (cited by 50.1% of respondents), the issue of an aquatic facility dominated the suggestions for both this question and the “other comments” section at the end of the Community Survey. The promotion of shared use of facilities was listed by 31.6% of respondents, indicating that better usage could be made of existing facilities. Investigation into the use of school facilities rated surprisingly low at 27.4%, whilst investment into the development of synthetic sports grounds received the least support at 23.4% - potentially because the benefits of this technology are not fully understood by the community.

There is a tendency for the construction of new facilities to be suggested as the solution to any situation in which facility demand exceeds supply. Whilst this is a logical proposition, it comes with some inherent issues for Council, first of which is the capital cost of the new asset. The number of capital projects that Council can fund each year is limited and with construction costs currently at record levels, the capacity to fund new projects is further diminished. The second factor is the cost of asset maintenance and depreciation. Whilst users may pick up some of the maintenance costs for new assets, in cases where Council is the asset owner, there is a requirement for funding to be set aside to cover the cost of the replacement of the asset over its expected lifespan.

Assets with a high capital cost incur high levels of depreciation, which impacts on Council’s annual expenditure and hence the rates charged to residents. For this reason, it is important that the use of existing facilities is maximised before consideration is given to the construction of new infrastructure. This issue becomes particularly problematic when the demand for facilities is associated with peak times (eg indoor courts from 5-7pm on weeknights). There needs to be a balance between the provision of facilities when it is convenient for people to use them, and the costs associated with having these same facilities under-utilised outside of peak times.



7. ACTIVITY SCAN AND OPPORTUNITIES

7.1 Indoor Sport and Recreational Activities

ACTIVITY	CURRENT FACILITIES	KEY ISSUES	OPPORTUNITIES
Badminton	Kingborough Sports Centre Council Halls	None identified	N/A
Basketball	Kingborough Sports Centre	Court availability at peak times.	Implementation of Concept Plan for new Multi-Use Court facilities at KSC.
Boxing	Kingston Beach Oval training facility	None identified	N/A
Circus Sports	Kingborough Sports Centre	Fit for purpose space.	Development of purpose-built facility.
Dancing	Kingborough Gymnastics Centre Council Halls Privately Operated Facilities	Condition and suitability of existing facilities. Hire costs	Development of purpose-built facility.
Futsal	Kingborough Sports Centre Kingborough Indoor Cricket Centre	None identified	N/A
Gym/Fitness	KSC Fitness Centre (privately operated facilities)	Disability Access, lack of space for expansion	Funding provided in Council's 2023/24 Capital budget for an upgrade of the centre, including improved disability access.
Gymnastics	Kingborough Gymnastics Centre	Condition and suitability of existing facility	Implementation of Concept Plan for new Multi-Use Court facilities at KSC, including expansion of gymnastics centre.
Indoor Bowls	Kingborough Bowls Club	Maintenance and upgrade of existing facility	Diversification of membership.
Indoor Cricket	Kingborough Indoor Cricket Centre (privately operated)	None identified	N/A
Martial Arts	Kingborough Sports Centre Council Halls Private facilities	Condition and suitability of existing facilities	Upgrade of existing facilities and implementation of Concept Plan for new Multi-Use Court facilities at KSC.

ACTIVITY	CURRENT FACILITIES	KEY ISSUES	OPPORTUNITIES
Netball	Kingborough Sports Centre	Lack of indoor courts to meet demand (particularly during peak periods).	Implementation of Concept Plan for new Multi-Use Court facilities at KSC.
Pickleball	Kingborough Sports Centre	Lack of social space at KSC. Court access at peak periods.	Implementation of Concept Plan for new Multi-Use Court facilities at KSC.
Squash/Racquet Ball	Kingborough Sports Centre	Condition of existing courts.	Upgrade of existing facilities.
Swimming (pool)	Kingston Swim Centre (privately owned and operated)	Limited capacity Community desire for a public facility	Kingborough Aquatic Facility Feasibility Report provides options to pursue a Council owned/operated pool.
Table Tennis	Kingborough Sports Centre	Facility condition	Upgrade of existing facility. Implementation of Concept Plan for new Multi-Use Court facilities at KSC.
Underwater Hockey	Nil	No locally available facilities	Aquatic facility in Kingborough.
Volleyball	Kingborough Sports Centre	Court access at peak times.	Implementation of Concept Plan for new Multi-Use Court facilities at KSC.
Water Polo	Nil	No locally available facilities	Aquatic facility in Kingborough.
Yoga/Pilates	Kingborough Sports Centre Council Halls Private facilities	Affordability	Review hire rates for Council Halls for this activity. Development of purpose-built facility.

7.2 Outdoor Sport and Recreational Activities

ACTIVITY	CURRENT FACILITIES	KEY ISSUES	OPPORTUNITIES
Archery	The Lea	None identified	N/A
Athletics	Gormley Park	Standard of facilities	Implementation of Gormley Park Masterplan.
Australian Rules Football	Twin Ovals, Kingston Beach Oval, Snug Oval	Ground capacity Gender appropriate supporting infrastructure	Development of an additional ground within the KSC Precinct. New changerooms at Kingston Beach and Snug Ovals. Greater access to school grounds.
Cricket	Twin Oval Cricket Ground (Turf), Kingston Beach Oval, Sherburd Oval, Lightwood Park No. 2 Oval, Leslie Vale Oval, Margate Oval, Snug Oval, Kettering Oval, Woodbridge Oval, Alonnah Oval	Facility maintenance and upgrades Lack of access to a second turf wicket in Kingborough	Development of Masterplans for individual sportsgrounds. Development of second turf wicket.
Croquet	Kingston Croquet Club	Maintaining standard of existing facility	Upgrade of current facilities.
Cycling	Multi-use trails, bike lanes	Lack of cycle paths and connectivity	As per Kingborough Cycling Strategy.
Disc/Frisbee Golf	Sportsgrounds	Lack of locally available facility for disc golf	Facility currently being developed at Tarroona High School.
Football (Soccer)	Lightwood Park, Kelve-don Oval, Sherburd Oval, Margate Oval, Woodbridge Oval	Grounds at capacity in Kingston and Tarroona areas Ground closures due to wet weather	Development of Synthetic based grounds. Greater access to school grounds. Upgrades to change facilities to universal access.
Golf	Kingston Beach Golf Club, North West Bay Golf Club	None identified	N/A
Group Fitness	Numerous private operators using a range of facilities	None identified	N/A
Hockey	Sportsgrounds	Not currently played in Kingborough and low levels of demand for facilities	N/A

ACTIVITY	CURRENT FACILITIES	KEY ISSUES	OPPORTUNITIES
Horse Riding	Huntingfield Pony Club (Peter Murrell Reserve), designated tracks and trails, private horse arenas	Insurance, increasing workload for volunteers, loss of rural land for keeping horses	More multi-use tracks as per Tracks & Trails Strategy
Lawn Bowls	Taroona Bowls Club, Kingborough Bowls Club, Bruny Bowls Club	Facility maintenance and upgrades	Diversification of membership base
Mountain/BMX Biking	Kingston Mountain Bike Park and Pump Track, Kingston Park (children)	Lack of locally available trails	Upgrade of current facilities, more multi-use tracks as per Tracks & Trails Strategy
Netball	Kingston Sports Centre, School facilities	Outdoor courts subject to weather conditions	Conversion of outdoor courts to indoor as per the Concept Plan for new Multi-Use Court facilities at KSC.
Outdoor Gym	Balmoral Park, Kingston Park	Provision of equipment suitable for older residents	Equipment upgrades
Recreational Boating/ Fishing	Boat ramps, jetties, wharves, marinas and pontoons (combination of ownerships between Council, MAST and private facilities)	Facility upgrades	MAST strategic planning and grant funding
Rock Climbing/Abseiling	Blowhole Reserve (abseiling)	None identified	N/A
Rugby	Sportsgrounds	Not currently played in Kingborough and low levels of demand for facilities	N/A
Running/Trail Running	Sportsgrounds, footpaths, tracks, trails	Connectivity of tracks and trails	As per Kingborough Tracks and Trails Strategy
Sailing	Kingston Sailing Club Kettering Sailing Club	Safe access to the water, disability access, participation costs	Facility redevelopment
Skateboarding	Taroona Skate Park, Blackmans Bay Skate Park, Kettering Skate Park, Alonnah Skate Park	Condition of facilities, lack of a contemporary standard facility in Kingborough	Pursue a high quality facility within Kingborough
Surf Lifesaving	Kingston Beach Surf Life Saving Club	Capacity of existing facilities restricting potential growth Legislative demands on volunteers	Facility redevelopment

ACTIVITY	CURRENT FACILITIES	KEY ISSUES	OPPORTUNITIES
Tennis	Kingston Tennis Club, Taroona Tennis Club Public tennis courts at Tinderbox, Dennes Point, Dru Point, Snug and Middleton	Facility maintenance and upgrades	Upgrades to public facilities
Touch Football	Sportsgrounds	Not currently played in Kingborough and low level of demand for facilities	N/A
Underwater Hockey	Nil	No locally available facilities	Aquatic facility in Kingborough
Walking/ Bushwalking	Footpaths, tracks, trails	Facility maintenance and upgrades Connectivity of tracks and trails	As per Kingborough Tracks and Trails Strategy

8. IMPLEMENTATION PLAN

Outlined below is a summary of the recommended actions for implementation of the Kingborough Sport and Recreation Strategy. Actions and priorities are subject to change and adjustment dependant on available funding opportunities and support from other levels of Government. The Plan notes the role of Council in supporting the implementation of the actions and assigns priority ratings to each of the actions based on the following timeframes:

- Ongoing = an ongoing action for the life of the plan or until the objective is achieved
- Short = 0 – 3 years
- Medium = 3 – 5 years
- Long = 5 – 10 years

Estimated costs accompany each recommended action, where:

- Low = Less than \$100,000
- Medium = \$100,000 - \$1m
- High = \$1m - \$5m
- Very High = More than \$10m

	PROJECT	RECOMMENDATION	TIME FRAME	PROJECT COST
Council Role – Provider				
1.	Aquatic Facility	Establish a Project Steering Committee to progress the development of an Aquatic Facility in Kingborough, including consideration of design options, cost planning and funding opportunities.	Ongoing	Very High
2.	Tracks and Trails	Review, update and implement Kingborough Tracks and Trails Action Plan and resource in accordance with current and projected participation levels.	Ongoing	Very High
3.	Second Turf Wicket	Pursue the development of a new ground within the KSC Precinct with a turf centre wicket.	Short	High
4.	Sportsgrounds	Prepare and implement conceptual masterplans for each sportsground in consultation with tenant clubs to determine future facility upgrades and priorities.	Short	Medium
5.	Cycle Paths	Implement the Kingborough Cycling Strategy and resource in accordance with current and projected participation levels.	Ongoing	Very High
6.	Skate Park	Pursue the development of a high-quality skate park facility in Kingborough.	Short	Medium
7.	Outdoor Courts	Upgrade public courts at Dru Point, Snug, Tinderbox and Dennes Point to include provision for multi-use activities.	Medium	Low
8.	Synthetic Playing field	Pursue the development of a synthetic based sportsground at Lightwood Park and/or Kelvedon Oval.	Long	High
9.	Indoor Courts	Establish a Working Group to pursue the development of additional indoor courts at the Kingborough Sports Centre in accordance with the Concept Plan prepared by Inspiring Place in 2022 and consider options to stage the development to address the short-term requirements of individual user groups.	Long	Very High

	PROJECT	RECOMMENDATION	TIME FRAME	PROJECT COST
10.	Lightwood Park	Upgrade Lightwood Park in accordance with the Masterplan prepared by Inspiring Place in 2018.	Medium	High
11.	Gormley Park	Upgrade Gormley Park in accordance with the Masterplan prepared by Inspiring Place in 2023.	Medium	High
12.	Outdoor Fitness Equipment	Investigate options for the installation of outdoor fitness equipment within Council's parks and reserves.	Medium	Medium
13.	Sea Pool	Explore the potential development of a sea pool in Kingborough.	Short	Medium
Council Role – Advocacy and Support				
14.	Kingston Beach Sailing Club	Support the Kingston Beach Sailing Club in its proposed redevelopment of its clubroom facilities.	Medium	High
15.	Kingston Beach Surf Lifesaving Club	Support the Kingston Beach Surf Lifesaving Club in its proposed development of new clubroom and training facilities.	Short	Medium
16.	Bruny Bowls Club	Support the Bruny Island Bowls and Community Club in its proposed redevelopment of its clubroom facilities.	Short	Medium
17.	Taroona Tennis Club	Support Taroona Tennis Club in its proposed redevelopment of its clubroom facilities.	Short	Medium
Council Role – Facilitation				
18.	Council Halls	Review hire charges for recreational activities in Council's Community Halls.	Short	Low
19.	Marine Facilities	Prepare a Marine Facilities Strategy to identify priority upgrades for marine infrastructure in Kingborough, including facilities for kayaking, canoeing and recreational fishing.	Medium	Medium
20.	Grants	Council to include within its Workforce Plan provision for a Grants Officer to source external funding and assist clubs to identify and apply for grant opportunities.	Medium	Low
21.	Promotion	Investigate options to improve community knowledge of sport and recreational clubs, including use of Council's website and signage at venues with QR Code for further information.	Short	Low
22.	Land acquisition	Pursue the acquisition of land at Dru Point from TasWater for the development of new sportsgrounds and partial use as a dog exercise area.	Short	Low
Council Role – Partner				
23.	School Facilities	Collaborate with the Department for Education, Children and Young People to develop partnerships that deliver greater community access to school facilities, particularly for growth sports such as soccer where demand for grounds exceeds supply.	Ongoing	Medium

9. APPENDICES

Appendix 1 – List of completed projects from 2013 Strategy

SPORTS COURTS (OUTDOOR):

STRATEGY	ACTION	PRIOR-ITY	PROGRESS	COMMENTS
Sports Courts (Outdoor)	Kingston Tennis Club: Working with Tennis Australia, Tennis Tasmania and the Kingston Tennis Club to plan and construct at least one court (with lighting) initially and a second in the medium term (depending on demand) adjacent to the Kingston Tennis Club site. An estimate for the construction of a single acrylic hard-court is around \$60k to \$80K.	Medium	<input checked="" type="checkbox"/> Completed <input type="checkbox"/> Partially completed <input type="checkbox"/> In progress	Kingston Tennis Club received Sport & Rec funding in May 2016 of \$39,968 and a capital works contribution, for 2 full courts resurface upgrades. The Club have a 2019 Business Development Plan to seek funding for court & light upgrades. All courts received LED light upgrades to Tournament standard in 2020 (cost \$65,000, funded by the club and with a \$10k contribution from TA). 2023: 2 courts fully upgraded to national standard level with \$220,000 grant from State Government and KC contribution.
	In conjunction with the Kingston Tennis Club, Taroona Tennis Club and Tennis Tasmania, come to an arrangement through lease agreements whereby access to the existing courts is made more accessible to the public for informal tennis opportunities by developing a more efficient, widely known and publicised system of public access (pay and play) system.- Staff time	High	<input checked="" type="checkbox"/> Completed <input type="checkbox"/> Partially completed <input type="checkbox"/> In progress	Once 2016 court upgrades completed, Council and Tennis Tas will work with both clubs re public access and an accessible system. Tennis Tas offering Kingston Tennis Club the 'Book a Court' system. Kingston Tennis Club now have a system (2020) where you don't have to be a member to book a court but higher fees apply. Taroona Tennis Club have installed 'Book a Court' system.
	Taroona Tennis Club: Work with the Taroona Tennis Club to improve the club facility and environment over time to make the club more welcoming and inviting, improving the quality of the tennis experience delivered by the facility. Staff Time	Medium	<input checked="" type="checkbox"/> Completed <input type="checkbox"/> Partially completed <input type="checkbox"/> In progress	Taroona Tennis Club received Sport & Rec Grant Funding in May 2016 of \$52,057 and Council Capital works contribution for 3 full court upgrades in 2017. Lighting upgrades for 3 courts completed Jan 2018. The 4th court was resurfaced and new net posts installed April 2021. New LED floodlights of 4 poles were installed in 2022 and a hitting wall extension with new netting completed in Aug 2022.
	Identify a suitable practice to reduce the impact on the tennis courts of tree roots and implement as regularly as recommended. Staff Time	Medium	<input type="checkbox"/> Completed <input type="checkbox"/> Partially completed <input type="checkbox"/> In progress	Unresolved
	Initiate discussions with the Taroona High School to investigate the possibility of Council providing tennis nets for use at the school tennis courts and ensure that the courts are open to public use at all non school use times. An estimate for this project is \$600.00.	High	<input type="checkbox"/> Completed <input checked="" type="checkbox"/> Partially completed <input type="checkbox"/> In progress	Contact with school in May 2016 and concern of public liability in regard to public access and public access not encouraged. They have nets.

STRATEGY	ACTION	PRIORITY	PROGRESS	COMMENTS
	<p>Dru Point Tennis:</p> <p>Upgrade the look, feel and usability of the Dru Point tennis courts, especially the standard of fencing, the shelter and seating area adjacent to the court and the signage related to the courts. Evaluate and cost the resurfacing of the two courts so as to provide a quality surface at this venue. Consider implementing a court management system to ensure that everybody gets a fair chance to court access at busy times. An estimate for this project is between \$60k to \$100k</p>	High	<input type="checkbox"/> Completed <input type="checkbox"/> Partially completed <input type="checkbox"/> In progress	<p>2017 – KC received a Grant for a Dru Point Masterplan. Completed. Donated nets from the Kingston Tennis Club installed at Dru Point, April 2017 to replace ones in poor condition.</p> <p>2023 – Tennis courts being reviewed for refurbishment as part of upgraded works at Dru Point with Council funds.</p>
Sports Courts (Outdoor) cont.	<p>Assess the condition and needs of the tennis courts at Kettering, Middleton, Adventure Bay and Dennes Point and develop maintenance and upgrade plans for improvements over the next 10 years.</p>	Low	<input type="checkbox"/> Completed <input checked="" type="checkbox"/> Partially completed <input checked="" type="checkbox"/> In progress	<p>Audit done (Tennis Tas template) in 2014 on 9 public Council Tennis Courts – sent to Tennis Tas.</p> <p>Tennis Tas completed audit in 2019</p> <p>Middleton Tennis Court upgrade through grant application in 2021</p> <p>Snug Tennis Court getting refurbished as a Capital Works bid 23/24</p> <p>Friends of North Bruny keen to upgrade Tennis Courts at Dennes Point through seeking a grant.</p>
	<p>Assess the condition of the tennis courts at Snug and Alonnah and in conjunction with the community, develop projects to upgrade these courts to include other facilities such as a basketball ring/soccer goals etc. to meet the needs of the community.</p>	Medium	<input type="checkbox"/> Completed <input type="checkbox"/> Partially completed <input checked="" type="checkbox"/> In progress	<p>Bruny Island School pursuing option for netball rings in the Tennis Court at Alonnah.</p> <p>Snug recreation facilities reviewed in 2016 to assess community needs for sport & rec infrastructure in Snug area. New playground being installed 2018 and basketball key being added to tennis court.</p> <p>\$51,000 in 20/21 Capital Works for Snug Tennis Court refurbishment</p>

PAVILION DEVELOPMENT AND IMPROVEMENT:

STRATEGY	ACTION	PRIORITY	PROGRESS	COMMENTS
Pavilion Development and Improvement	<p>Kelvedon Oval Pavilion:</p> <p>Working closely with the user groups, the Tarooma community and Football Federation of Tasmania, develop a concept plan which includes the construction of a basic yet usable pavilion design taking into account the planning principles of this study. Following this planning, funding should be pursued to see this development implemented. It is estimated that this project would cost between \$300K-500K and the development of partnerships (including the club, Council and State Government) for this projects funding should be pursued.</p>	High	<input checked="" type="checkbox"/> Completed <input type="checkbox"/> Partially completed <input type="checkbox"/> In progress	<p>Tarooma Football Club submitted a Development Application in Sept 2016 for a new pavilion.</p> <p>Finances secured for 19/20: TCF Grant: \$90,000? State Gov't: \$240,000 Federal: \$350,000 Council: \$150,000</p> <p>Project completed 2021</p>
	<p>Lightwood Park Pavilion:</p> <p>Develop in conjunction with Football Federation Tasmania and the local user groups in Kingborough the further redevelopment of the clubroom/changeroom and spectator facilities at Lightwood Park. This planning should include improved storage solutions for clubs and consider the needs for carparking adjacent to the building(s).</p>	Low	<input type="checkbox"/> Completed <input checked="" type="checkbox"/> Partially completed <input type="checkbox"/> In progress	<p>KLUFC completed minor clubroom upgrades in 2016.</p> <p>A working group has been established to investigate planning for a full project proposal for upgrade of facilities at Lightwood Park and future all-weather surface proposal.</p> <p>Full feasibility & Masterplan report for Lightwood Park completed 2017 with grant funding.</p> <p>Grant submitted 2018 to Sports Aust. Unsuccessful.</p> <p>Level the Playing Field Grant successful late 2019 to build new female friendly change rooms in 2020</p> <p>Work commenced on full pavilion in 2021 and is ongoing through 2023 with stage 2 near completion and stage 3 in the planning. \$6 million worth of upgrades in total.</p>
	<p>Margate Oval Pavilion:</p> <p>Develop in conjunction with the Margate Cricket Club and the Margate Primary School Soccer Club a concept plan for the upgrade of the existing sporting pavilion so as to meet the long-term needs of both clubs. An estimate for works is between \$50k and \$100k</p>	Medium	<input type="checkbox"/> Completed <input checked="" type="checkbox"/> Partially completed <input checked="" type="checkbox"/> In progress	<p>Roof replaced in 2019</p> <p>2021 – club have engaged an architect and now have plans to seek funding for upgraded changerooms.</p>
	<p>Kettering Oval Cricket Pavilion:</p> <p>Continue to work with the Kettering Cricket Club to develop a future building plan that will meet the current and future needs of the club and community</p>	Low	<input checked="" type="checkbox"/> Completed <input type="checkbox"/> Partially completed <input type="checkbox"/> In progress	<p>The Cricket Club have completed a plan in 2016 to extend and improve the clubhouse.</p> <p>2018 – received \$100,000 pre-election commitment funding for project.</p> <p>Kettering Cricket Club received a grant in 2021/21 for \$62,790 for new centre pitch and training nets.</p> <p>New public Toilets installed 2023.</p> <p>Capital Bid 23/24 to convert old public toilets into second changeroom.</p>

STRATEGY	ACTION	PRIORITY	PROGRESS	COMMENTS
	Undertake building audit of all Council owned sports ground buildings including change rooms, clubrooms, scoreboards, kitchens/canteens and identify a prioritised schedule of works to bring them up to the relevant standard. Priority should be in accordance with usage and trends and work should meet planning principles. Estimated cost- \$30K	High	<input type="checkbox"/> Completed <input checked="" type="checkbox"/> Partially completed <input checked="" type="checkbox"/> In progress	<p>AFL Tas and Cricket Tas did an audit of grounds and changerooms in 2017. FFT doing audit 2019</p> <p>Council Building staff doing audit 2019</p> <p>Woodbridge Masterplan for the oval created in 2020.</p> <p>Cricket Tas doing on all grounds and Clubrooms in 2023.</p>

SPORTS GROUNDS AND ASSOCIATED FACILITIES:

STRATEGY	ACTION	PRIORITY	PROGRESS	COMMENTS
Sports Grounds and associated facilities	<p>Kelvedon Oval:</p> <p>Undertake assessment of the costs associated with a complete rebuild of the Kelvedon Oval including drainage and soil profile. Estimated cost including irrigation-\$300k-\$400k</p>	High	<input type="checkbox"/> Completed <input type="checkbox"/> Partially completed <input checked="" type="checkbox"/> In progress	<p>The KC Turf Team completed some improvements and the ground is in a more improved condition. Current consensus is the ground doesn't justify that amount to be spent. A Pavilion upgrade is of higher priority at this stage.</p> <p>\$200k budget bid for 23/24 for drainage upgrade.</p>
	<p>In conjunction with the Taroona Soccer Club and other community groups, develop a landscaping plan for the Kelvedon Oval precinct incorporating pathway and carparking planning, local trail linkages and signage plan. (In conjunction with building redevelopment.) Estimated cost \$100k</p>	Medium	<input checked="" type="checkbox"/> Completed <input type="checkbox"/> Partially completed <input type="checkbox"/> In progress	<p>As part of the new Pavilion development in 2019/20.</p>
	<p>Taroona High School:</p> <p>Investigate options for further community and club use (especially for training) of sports grounds at the Taroona High School and identify barriers for clubs using these facilities such as sports lighting and toilets etc.</p>	Medium	<input type="checkbox"/> Completed <input type="checkbox"/> Partially completed <input type="checkbox"/> In progress	<p>Taroona Football Club utilise the high School grounds on a regular basis.</p>
	<p>Gormley Park:</p> <p>Develop a master plan of the Gormley Park precinct identifying the needs and desires of the current and future user groups. This plan should include clubrooms, oval layout, athletics layouts, carparking areas and other issues such as drainage around both the building and the ground.</p>	Medium	<input checked="" type="checkbox"/> Completed <input type="checkbox"/> Partially completed <input type="checkbox"/> In progress	<p>KC & Inspiring Place upgraded Sports Centre Precinct Masterplan 2019</p> <p>Gormley Park had complete new drainage and ground refurbishment in 2023.</p> <p>\$100K allocated in 22/23 budget for upgrades to clubrooms/changerooms</p>
	<p>Lightwood Park:</p> <p>Expand the western most soccer ground at Lightwood Park to create a full-sized junior soccer pitch. The KSC Master Plan recommended that Lightwood Park should become one of the best venues for soccer in the Greater Hobart region. This plan recommended that the ground Develop a plan that would see Lightwood Park 1 be redeveloped to become a fully drained, sand-based turf pitch with night lighting. (From Sports Centre Masterplan).</p>	Medium Medium	<input checked="" type="checkbox"/> Completed <input type="checkbox"/> Partially completed <input type="checkbox"/> In progress	<p>Lightwood Park 3 playing surface expansion to a new ground completed early 2018 including lighting.</p> <p>Lightwood Park 2 new cricket nets in 2021 (grant received \$34k)</p> <p>Lightwood Park 1 and 1B complete refurbishment in 2023.</p>
	<p>Kingborough Sports Centre Precinct:</p> <p>Develop in conjunction with Football Federation Tasmania a concept plan for the development of a 'soccer hub' made up of synthetic surfaces and flexible fencing options to accommodate a broad variety of all-weather high participation sporting opportunities (not just soccer). This action will require analysis of all sports ground areas within the precinct and include the needs for access, parking and support buildings. Estimated cost of a single full size synthetic soccer pitch is between \$800k and \$1.5m</p>	High	<input checked="" type="checkbox"/> Completed <input type="checkbox"/> Partially completed <input type="checkbox"/> In progress	<p>Lightwood Park 1 upgrades/new ground and lighting completed 2018 and another refurbishment in 2023.</p> <p>Grant received in 2017 for a feasibility report and Masterplan for Lightwood Park including geotechnical reports.</p> <p>Estimated costs for synthetic ground including lighting: \$2M</p> <p>A working group of relevant stakeholders has been established to progress and seek future funding</p> <p>KC & Inspiring Place upgraded Sports Centre Precinct Masterplan 2019</p>

STRATEGY	ACTION	PRIORITY	PROGRESS	COMMENTS
	<p>Training Ground above Gormley Park:</p> <p>Improve the playing surface (i.e. size, landslip issues, investigate drainage, subsurface profile) and as well as appropriate sports lighting options of the 'Training Ground' on the top side of Gormley Drive to make this ground more suitable as a training venue for soccer as well as a multiuse venue (expanded action from the Sports Centre Master Plan to be considered in relation to the broader action item regarding the concept of synthetic surfaces).</p>	Low	<input checked="" type="checkbox"/> Completed <input type="checkbox"/> Partially completed <input type="checkbox"/> In progress	<p>Quotes obtained early 2016 for improvements for Lightwood 3 for playing surface.</p> <p>Lightwood Park 3 playing surface improvements to drainage and surface completed 2020</p>
	<p>Twin Ovals:</p> <p>Continue to pursue funding opportunities that will contribute to the construction of suitable spectator facilities and associated car parking areas at the Twin Ovals (football)- Estimated cost \$4M.</p>	High	<input checked="" type="checkbox"/> Completed <input checked="" type="checkbox"/> Partially completed <input type="checkbox"/> In progress	<p>Grandstand for TO1 has had state funding and been completed 2018/19 \$500,000 pre-election commitment funding for tiered seating at TO2 in 2018/19</p> <p>Grant of \$91,244 received in 20/21 by KDCC for new scoreboard for cricket oval.</p>
Sports Grounds and associated facilities cont.	<p>Kingston Beach Oval:</p> <p>In partnership with the Kingborough Junior Football Club, invest in a lighting upgrade at Kingston Beach Oval to meet the needs of the club and to provide a safer playing and training environment.</p>	Medium	<input checked="" type="checkbox"/> Completed <input type="checkbox"/> Partially completed <input type="checkbox"/> In progress	<p>Lighting upgrade completed July 2018</p> <p>Full net refurbishment completed 2019</p> <p>Level the Playing Field Grant of \$340K and \$104k from Council for new female friendly changerooms to be constructed 2023/24.</p>
	<p>Snug Cricket Ground:</p> <p>In partnership with the Snug Cricket Club, investigate options for the upgrade and improvement of the cricket training nets. Consideration is required on the most suitable long-term location within the oval area.</p>	Medium	<input type="checkbox"/> Completed <input checked="" type="checkbox"/> Partially completed <input type="checkbox"/> In progress	<p>Training wicket, surface upgrade with Sport & Rec Grant fund contribution (\$10,000) in 2013. Total cost of upgrade \$22,870.</p> <p>New synthetic wider pitch installed in 2022 from a Grant.</p> <p>Changeroom refurbishment in 2022 funded by grant/club.</p> <p>Net replacement – approx. cost \$45,000 in 23/24 capital works budget.</p>

RECREATIONAL AND CYCLING TRAILS

STRATEGY	ACTION	PRIORITY	PROGRESS	COMMENTS
Recreational and Cycling Trails	<p>Coffee Creek Track:</p> <p>Widen the track and upgrade to a hard gravel surface between Huntingfield and the new Algona Rd underpass - taking into consideration the impacts on the natural environment of the corridor including trees and water management. Investigate the possibilities of taking this track through to Howden Road. Investigate the construction of a shared path linking Coffee Creek Track with Huntingfield Ave adjacent Patriarch Drive.</p>	Medium	<input type="checkbox"/> Completed <input checked="" type="checkbox"/> Partially completed <input type="checkbox"/> In progress	Track from underpass to Patriarch Drive has been widened and gravelled and also connecting to Redwood Rd.
	<p>Whitewater Creek Track:</p> <p>Investigate safe crossing options such as a pedestrian refuge on Summerleas Rd linking the new section of concrete path with the section of trail linking the Spring Farm Bridge.</p>	High	<input type="checkbox"/> Completed <input type="checkbox"/> Partially completed <input checked="" type="checkbox"/> In progress	<p>Council Road Engineer advised Summerleas Rd too narrow at this crossing for a pedestrian refuge without major road work upgrades.</p> <p>Grant applications applied for an underpass 2021 with final designs being finalised 2023 ready for construction.</p>
	<p>Whitewater Creek Upgrading:</p> <p>Upgrade this multiuser track to a concrete surface along the whole length between Summerleas Road and Kingston CBD to provide a quality trail experience for users and ensure its longevity and sustainability into the future. Estimated cost \$400-500K</p>	Medium	<input checked="" type="checkbox"/> Completed <input type="checkbox"/> Partially completed <input type="checkbox"/> In progress	<p>Track severely damaged in storm May 2018 requiring major reconstruction works.</p> <p>Sections will be upgraded with Kingston Park Playground development.</p> <p>Grant received 2021 to upgrade Whitewater Creek Track to 3m wide, concrete shared path</p>
Recreational and Cycling Trails cont.	<p>Alum Cliffs:</p> <p>Complete the land negotiations and agreements required to complete this track project to the Shot Tower and then beyond to link with the Taroona Foreshore Track</p>	High	<input checked="" type="checkbox"/> Completed <input type="checkbox"/> Partially completed <input type="checkbox"/> In progress	ROWS have been purchased by Council. Final extension from the Shot Tower to Wandella Ave has been completed and opened in Spring 2016. Stair upgrades completed 2019
	Explore barriers to the introduction of mountain bike access to the Alum Cliffs Track	Low	<input checked="" type="checkbox"/> Completed <input type="checkbox"/> Partially completed <input type="checkbox"/> In progress	Planned for 2017/2018 Risk Assessment of shared use undertaken in 2017. With some minor modifications it would suit a shared use trial. Halted in April 2018 due to political interference.
	Develop a landscaping plan aimed at defining the path from the footbridge to the new entrance ramp of Alum Cliffs through the carparking area at Browns River Estimated cost \$60k	Medium	<input checked="" type="checkbox"/> Completed <input type="checkbox"/> Partially completed <input type="checkbox"/> In progress	<p>Carpark re-gravelled and a new footpath installed linking from</p> <p>the Scout building to start of Alum Cliffs track July 2016</p>
	<p>Taroona Foreshore Tracks:</p> <p>Continue to develop and upgrade sections of the Taroona foreshore track links including those that connect streets to the beach.</p>	Medium	<input type="checkbox"/> Completed <input checked="" type="checkbox"/> Partially completed <input type="checkbox"/> In progress	<p>Karingal Court walkway steps flagged for Capital Works project 2016</p> <p>Wandella Ave connection path completed in 2016.</p> <p>112 Flinders Esplanade section upgrade in 23/24 Capex.</p>

STRATEGY	ACTION	PRIORITY	PROGRESS	COMMENTS
	<p>Kettering Point Track:</p> <p>Following Council's leasing arrangements being finalised, upgrade this track in conjunction with a combination of people from the various Kettering Community groups between Ferry Road and Trial Bay to ensure a safe enjoyable walk or ride in this popular area. Estimated cost of an upgrade of the second section of this track is \$50K</p>	Medium	<input checked="" type="checkbox"/> Completed <input type="checkbox"/> Partially completed <input type="checkbox"/> In progress	<p>Work undertaken in 2013 to upgrade the track to Kettering Point. Track has been re-surfaced and hardened (August 2016)</p> <p>New stair rail 2019</p>
	<p>Nierinna Creek Track:</p> <p>Develop this track further to meet the needs of all user groups including MTB riders as per the recommendation in the Greater Hobart MTB Master Plan. Estimated cost of an upgrade is \$50K</p>	Low	<input type="checkbox"/> Completed <input checked="" type="checkbox"/> Partially completed <input checked="" type="checkbox"/> In progress	<p>Issues with the steepest parts of the trail are on very narrow corridors of Council land so limited ability to re-align and adjust gradient. Further investigation and options required.</p> <p>Capital works project for 20/21 upgraded step section west of Perrins Rd intersection.</p> <p>Both bridges to be replaced in 2023.</p>
	<p>Regional (D'Entrecasteaux) Trail:</p> <p>Continue planning to develop public access to sections of trail between Mt Nelson and Kaoota Tramway as part of the development of the Hobart to Dover linkage</p>	High	<input type="checkbox"/> Completed <input type="checkbox"/> Partially completed <input type="checkbox"/> In progress	<p>Discussions with Mt Nelson Landowners stalled.</p>
	<p>Cottage Road to Kingston CBD</p> <p>(Wetlands Track) - Shared path development. An estimate for this project is \$160k</p>	Low	<input checked="" type="checkbox"/> Completed <input type="checkbox"/> Partially completed <input type="checkbox"/> In progress	<p>Community Grant Fund applied for 2016 (successful) and \$50,000 POS funds committed. Cost of project \$85,000 (not sealed)</p>
Recreational and Cycling Trails cont.	<p>Greater Hobart Mountain Bike Master Plan:</p> <p>Continue to plan and deliver relevant actions from the Greater Hobart Mountain Bike Master Plan including the Westringa Track, Regional Trail, MTB Park and Nierinna Creek Track</p>	Medium	<input type="checkbox"/> Completed <input type="checkbox"/> Partially completed <input checked="" type="checkbox"/> In progress	<p>This has been superseded by new strategies.</p>
	<p>Work closely with Hobart City Council to progress the possibility of public access to the popular MTB track from Fern Tree to the bottom of Summerleas Road.</p>	Medium	<input type="checkbox"/> Completed <input type="checkbox"/> Partially completed <input type="checkbox"/> In progress	<p>Initial discussions held, landowners still allowing access, not formalised.</p>
	<p>Kingborough Mountain Bike Park:</p> <p>Continue to implement elements of the Kingborough Mountain Bike Park including stage two projects such as a pump track, skills area and additional trails. Monitor the facility and plan additional facilities such as shelters, seating, bbq and toilets in accordance with demand. The completion of the planned mountain bike riding elements from the Masterplan are estimated to be a cost of \$50k</p>	High	<input type="checkbox"/> Completed <input checked="" type="checkbox"/> Partially completed <input checked="" type="checkbox"/> In progress	<p>Some upgrades in Dec 2016 with capital works funds to address drainage issues and harden the descending track.</p> <p>2018/19 project for stage 2 upgrades completed.</p> <p>Dirt Jumps upgraded 2019 with \$10,000 from Capital works budget. Pump track needs expansion and asphaltting – funding required.</p> <p>New asphalt pump track and shelter installed 2023 (with State Gov' Grant of \$262, 683 and \$26, 532) and Council funding. A toilet will be installed later in 2023.</p>

STRATEGY	ACTION	PRIORITY	PROGRESS	COMMENTS
	<p>Kingborough Trails Audit:</p> <p>Audit all 'existing' trails in Kingborough - and develop an updated strategy for future major and minor improvements with a focus on those that meet the criteria and planning principles listed in this document as a priority. Accessibility, safety, sustainability and signage should be a focus of this planning.- Staff time or consultancy</p>	Medium	<input checked="" type="checkbox"/> Completed <input type="checkbox"/> Partially completed <input type="checkbox"/> In progress	<p>Kingborough Tracks & Trails Action Plan (2009) has been reviewed, updated, and endorsed and aligned with a new Draft Strategic Action Plan (2017).</p> <p>Tracks audit by contractor completed Dec 2017.</p> <p>Tracks maintenance and signage audit completed in 2020</p>
	<p>Margate to Snug Shared Trail:</p> <p>Pursue external funding opportunities for the future development of the Margate to Snug shared trail – Project cost is estimated to be between \$500k and 800k</p>	High	<input checked="" type="checkbox"/> Completed <input type="checkbox"/> Partially completed <input type="checkbox"/> In progress	<p>Feasibility report conducted. \$400,000 committed in 16/17 Capital Works.</p> <p>Trail construction completed Dec 2018</p>
Other Facilities	<p>Kingborough Sports Centre:</p> <p>Investigate suitable retractable spectator seating options of at least 800 seats. Estimated cost is between \$350 and \$500K</p>	High	<input checked="" type="checkbox"/> Completed <input type="checkbox"/> Partially completed <input type="checkbox"/> In progress	New spectator seating installed 2015.
	Investigate options for the development of a suitable external access to the main stadium via a ramp to the carpark.	Low	<input type="checkbox"/> Completed <input type="checkbox"/> Partially completed <input type="checkbox"/> In progress	Investigation has occurred, awaiting funding opportunity.
	<p>Undertake a study of the open level 4 area identifying:</p> <ul style="list-style-type: none"> the current situation in this area the issues regarding these areas use the potential uses and user groups of this area if improvements were made and the relevant improvements required to ensure this area is well utilised and operated effectively. 	Low	<input checked="" type="checkbox"/> Completed <input type="checkbox"/> Partially completed <input type="checkbox"/> In progress	A fence with padding has been installed as a sound barrier on level 4 between the martial arts area to block noise from the stadium below which enables this area to be better utilised.
	<p>Beach Volleyball:</p> <p>Investigate the possibilities and barriers to the development of permanent net posts on Kingston Beach for the purposes of organised and non-organised volleyball. - Staff time</p>	Medium	<input type="checkbox"/> Completed <input type="checkbox"/> Partially completed <input type="checkbox"/> In progress	Not pursued by the local club
	<p>Kayak/Canoe:</p> <p>Develop a plan which identifies the future facility needs that would support the kayak and canoe groups in Kingston Beach and in other parts of Kingborough. -Staff time</p>	Medium	<input type="checkbox"/> Completed <input type="checkbox"/> Partially completed <input type="checkbox"/> In progress	<p>KC have been working with the Derwent Canoe Club regarding possible installation of slalom gates at a suitable location. Awaiting the club to lodge a DA.</p> <p>New kayak racks for washdown installed at Kingston Beach Sailing Club end and at Snug Beach in 2022/23.</p>
	<p>Recreational Fishing:</p> <p>Develop a plan which identifies the future facility needs that support recreational fishing in Kingborough. Staff time</p>	Medium	<input type="checkbox"/> Completed <input type="checkbox"/> Partially completed <input type="checkbox"/> In progress	
	<p>Blackmans Bay Skate Park:</p> <p>Continue to monitor the needs of the community in regard to the possible renovation or redevelopment of the Blackmans Bay Skate Park- Staff time</p>	Medium	<input checked="" type="checkbox"/> Completed <input type="checkbox"/> Partially completed <input type="checkbox"/> In progress	<p>The Skate Park was upgraded in in 2016/17 with the aid of a Tas Community Fund Grant and Public Open Space Funds.</p> <p>Playground upgraded in 2018</p>

Kingborough

**SPORT AND
RECREATION
ENGAGEMENT
REPORT**

PREPARED BY
Kingborough Council

October 2023

TABLE OF CONTENTS

INTRODUCTION	2
COMMUNITY SURVEY RESPONSES	
Demographic Information of Participants	3
Outdoor & Indoor sport participation	4
Frequency, standard and improvements	5
Improvements to facilities and barriers to participation	6
Initiatives to improve access to sport & recreation	7
Further comments and quotes	8
YOUTH SURVEY RESPONSES	
Demographic Information of Participants	9
Do you play sports and why not	10
What sport do you participate in and why	11
What would make participation easier and quotes	12
Kingborough Council	01

Public Consultation

COMMUNITY FEEDBACK

Kingborough Council is committed to encouraging an active and healthy community, with vibrant, local areas that support social, recreational opportunities for everyone. The feedback from this consultation will inform the updating of the **Kingborough Sport and Recreation - Facilities Strategy**.

STRATEGY

In 2013, the Kingborough Sport and Recreation Facilities Strategy was prepared, with a specific focus on the condition, use and improvement of Council owned sport and recreation facilities. The document had a 10-year life span and was intended for review and updating in 2023.

SPORT & RECREATION REFERENCE GROUP

Council formed a temporary Sport and Recreation Reference Group to better understand the needs of our communities in relation to sport and recreation. The group was formed with members of the community and Councillors.

This reference group helped develop Council's engagement with the community.

The engagement involved:

- Kingborough Sport and Recreation Facilities Strategy - community survey
- Youth Sport and Recreation Participation survey

SURVEYS

The surveys aimed to gather information in relation to participation barriers and opportunities for improved service delivery.

The surveys were circulated through Council's social media pages, schools, website and through local papers. It was also available in hard copy at the Civic Centre.

The surveys were open for four weeks from **Friday 25 August** until **Friday 22 September 2023**.

PARTICIPATION SURVEY NUMBERS

- Community survey 483
- Youth (school) survey 547





Community Survey Responses

Demographic Participants Information

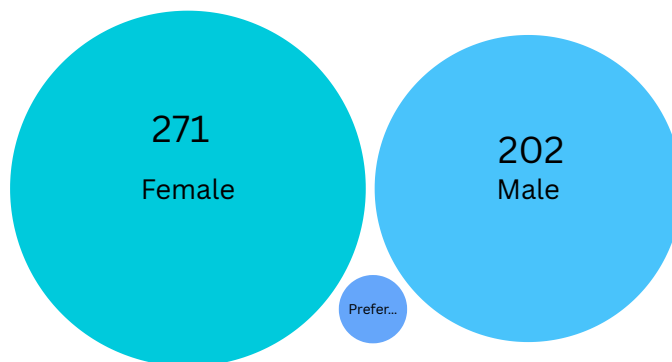
LOCATIONS

133	Kingston/Kingston Beach
94	Margate
84	Blackmans Bay
36	Taroona
27	Outside of KB
13	Kettering
10	Snug/Lower Snug
9	Sandfly
8	Howden
7	Bonnet Hill
5	Allens Rivulet
5	Electrona
5	Longley/Lower Longley
4	Coningham
4	Leslie Vale
4	Tinderbox
3	Firthside
3	Nichols Rivulet
2	Bruny Island North
2	Neika
1	Flowerpot
1	Gordon
1	Oyster Cove

AGE GROUPS


under 10	1
11 - 16	20
17 - 24	37
25 - 30	32
31 - 40	113
41 - 50	154
51 - 60	70
61 - 70	43
71+	13

GENDER



10 - Prefer not to say & Other





Q4. In what indoor sport and recreational activities do you currently participate?

skipped by 18 participants

144	Gym/Fitness/Group Fitness	11	Badminton
137	Swimming (pool)	11	Martial Arts
104	Do not participate	8	Pickleball
67	Yoga/Pilates	8	Water Polo
56	Other (not listed)	6	Table Tennis
43	Futsal	6	Squash/Racquet Ball
39	Basketball	5	Circus Sports
36	Netball	3	Indoor Bowls
26	Indoor Cricket	3	Volleyball
20	Gymnastics	2	Underwater Hockey
15	Dancing/Cheerleading	1	

Q5. In what outdoor sport and recreational activities do you currently participate?

skipped by 9 participants

232	Walking	26	Tennis
146	Bushwalking	24	Athletics
95	Running	23	Sailing
78	Cycling	19	Group Fitness
75	Football (Soccer)	18	Horse Riding
75	Mountain/BMX Biking	18	Surf Lifesaving/Surf Sports
69	Cricket	12	Abseiling/Rock Climbing
66	Swimming (open water)	6	Hockey
60	Recreational Boating/Fishing	6	Lawn Bowls
58	Canoe/Kayak/Ski paddling	5	Disc/Frisbee Golf
48	Australian Rules Football	4	Rowing
44	Do not participate	4	Water Polo
39	Golf	3	Archery
37	Trail Running	3	Touch Football
36	Outdoor exercise equipment	1	Croquet
32	Skating/Skate Boarding	1	Rugby (League/Union)
26	Netball	1	Underwater Hockey

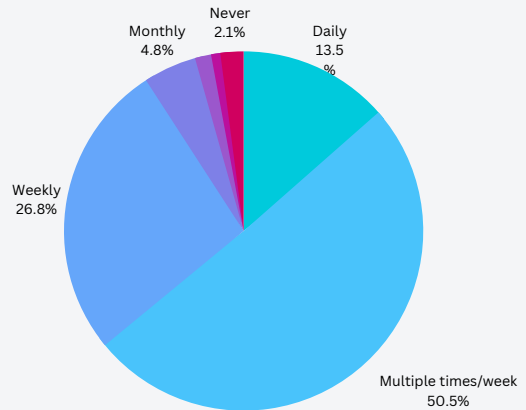




Q6. How often do you participate in recreational activities?

Skipped by 2 participants

- 243 Multiple times a week
- 129 Weekly
- 65 Daily
- 23 Monthly
- 10 Never
- 7 Quarterly
- 4 Twice a year



Q7. How would you generally rate the standard of the following facilities in Kingborough?

(ranking from excellent to poor)

Weighted Average

- 4.11 Indoor sporting facilities (basketball, netball etc)
- 4.05 Dog exercise areas
- 4.01 Sportsgrounds
- 4.01 Parks, reserves and open space
- 3.95 Marine/boating facilities
- 3.86 Walking/running tracks
- 3.72 Mountain bike/BMX facilities
- 3.70 Exercise equipment
- 3.38 Outdoor courts (tennis, basketball, netball)
- 3.31 Cycling paths
- 3.28 Skate facilities
- 2.37 Aquatic facilities



Q8. In what areas could Council improve its delivery of sport and recreational facilities?

Skipped by 7 participants

- | | | | |
|-----|-----------------------------------|-----|-------------------------------|
| 221 | Increase number of facilities | 139 | Affordability |
| 193 | Increasing availability | 129 | Other * next page |
| 193 | Quality of facilities | 79 | Physical access to facilities |
| 171 | Range of facilities | 74 | More inclusive |
| 157 | Making facilities fit for purpose | 58 | Safety of facilities |
| | | 6 | No improvements required |



Q8. In what areas could Council improve its delivery of sport and recreational facilities?

Other comments themes:

- 61 Pool
- 13 Cycling and paths
- 10 Skate park/roller area
- 10 Sports facilities upgrade including Sports Centre
- 7 Facilities outside Kingston
- 5 Tracks/trails & connection lighting
- 2 Cricket

Other comments on:
 Netball, boxing, soccer, basketball, yoga, AFL, shooting, golf.

Q9. What barriers (if any) prevent or limit your participation in sport and recreational activities in your local area? (select those that apply)

Skipped by 18 participants

- 187 Lack of relevant/specific facilities
- 118 Affordability
- 105 Poor quality of facilities
- 90 Lack of knowledge as to what is available
- 86 Overcrowded facilities
- 76 Other below *
- 75 Lack of support facilities (toilets, change rooms)
- 72 Weather conditions
- 68 Nothing prevents me from participating
- 52 Lack of transport options
- 40 Unsafe facilities
- 19 Lack of gender appropriate facilities
- 15 Poor disability access



Q9. What barriers (if any) prevent or limit your participation in sport and recreational activities in your local area?

Other comments themes:

- 22 No Pool facilities
- 7 Lack of cycling/mountain bike facilities
- 7 Time
- 5 No skate park facilities
- 3 Lack of tracks and trails facilities

Other comments on:
 transport, dogs facilities, proximity, age, netball facilities, parking, beach and dog facilities.



Q10. What initiatives do you think Council should pursue to improve access to sport and recreational opportunities in Kingborough?

- 233 Invest in additional infrastructure (grounds/courts)
- 182 Purchase land for future facility development
- 168 Other below *
- 147 Promote shared/multi use of facilities
- 139 Improve active transport linkages to facilities
- 129 Investigate use of school facilities
- 109 Invest in the development of synthetic sports grounds

Q10. What initiatives do you think Council should pursue to improve access to sport and recreational opportunities in Kingborough?

Other comments themes:

- 93 Pool
- 18 Skate park and mountain bike facilities
- 10 Improve cycling paths
- 9 Facility upgrades including to Sports Centre
- 9 Facilities for outside Kingston
- 5 Improve gymnastics tumbling
- 3 Improve netball courts

Other comments on:

Synthetic surfaces, outdoor gym equip, sharing facilities, tracks and trails, athletics, boxing.



Kingborough Council

Kettering cricket nets

07



Q11. Do you have any further comments to add?

Skipped by 287 participants

- 76 Pool
- 16 Cycling and Mountain bike facilities
- 18 Upgrade to facilities and amount
- 13 Skate park and facilities
- 8 Facilities outside of Kingston
- 8 Twin Ovals
- 5 Dog facilities
- 4 Basketball
- 4 Cricket



Other comments on:

Netball, tennis, boxing, school partnerships, transport, yoga, athletics and gymnastics.

Quotes

“The Kingborough population has increased dramatically and we really need a proper swimming facility.

It is not good enough when you consider the demand for a swimming pool for recreation, swimming as sport, swimming to recover from injury, incredibly important that everyone, particularly children, learn to swim in an adequate facility.

Elderly need access to a good sized facility as it's such a great exercise for arthritis, back issues, injuries, recovery from stroke and many other medical conditions.”

“An Olympic pool to host events and a world class skate park to host events.”

“We have around 10,000 children in Kingborough who need their own swimming pool.”


“Our family and friends love mountain bike riding but there are hardly any quality trails available in Kingborough compared to other municipalities in the Greater Hobart area. We live in such a stunning area, it would be great to make more trails for mountain bike riding!”

“Very little in Margate. Nothing for teenagers eg pump track, basketball court or skate park.”

“Lack of appropriate level skatepark training facilities. Bmx freestyle and skateboarding are olympic level sports with no appropriate training facilities in Tasmania.”

“Need facilities in areas other than Kingston, and existing facilities outside of Kingston need to be better maintained.”

“Not enough quality mountain bike tracks/trails.”



Kingborough Council

Kingborough Mountain Bike park

08



Youth Survey responses

Demographic Information

Q1. What area of Kingborough do you live?

Skipped by 6 participants

128	Live outside Kingborough but use facilities	4	Allens Rivulet
99	Blackmans Bay	4	Bruny Island - North
97	Kingston/Kingston Beach	4	Coningham
70	Taroona	4	Flowerpot
24	Woodbridge	4	Gordon
23	Margate	4	Sandfly
16	Snug/Lower Snug	4	Tinderbox
14	Kettering	3	Firthside
10	Bonnet Hill	1	Birchs Bay
8	Howden	1	Electrona
6	Nicholls Rivulet	1	Longley/Lower Longley
6	Oyster Cove	1	Middleton
5	Leslie Vale		

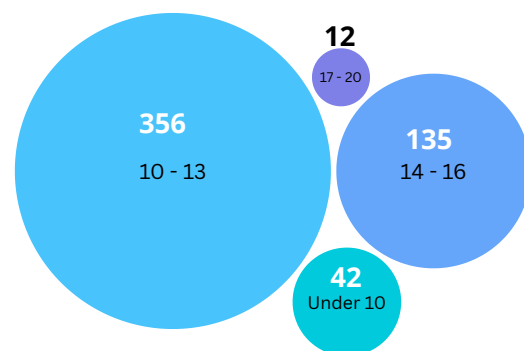
Q2. What school do you attend?

Skipped by 1 participant

171	Taroona High School
84	Illawarra Primary School
71	Calvin Christian School
66	Woodbridge School
53	Southern Christian College
29	Taroona Primary School
23	Snug Primary School
18	Other
15	Blackmans Bay Primary School
8	Kingston High School
3	Kingston Primary School
3	St Aloysius Catholic College
1	Tarremah Steiner School
1	Tasmanian eSchool/Home School

Q3. What is your age?

Skipped by 2 participants



Other Schools: Fahan, Hutchins, Woodbridge, Immaculate Heart of Mary, Hobart College, Elizabeth College, St Michaels Collegiate, Huonville, St James, UTAS.



Q4. Do you play a sport/or do recreational activities?

Skipped by 2 participants

459 Yes

97 No

Q5. If you answered no why not? (tick all boxes that apply)

Answered 113 Skipped by 434

72 No interest

21 Other* below

23 Unable to get to places due to transport

20 Cost of equipment or membership/registration fees

16 Not enough places to play or train

6 Disability/physical barrier

Q5. If you answered no why not?

Other comments themes:

5 No time

3 Not available, No girls team

3 Friends and what others think

10 Undecipherable



Kingborough Council

10



Q6. In what sport and recreational activities do you currently participate?

Skipped by 41 participants

186	Football (soccer)	28	Dance/Cheerleading
107	Swimming	28	Tennis
71	Netball	24	Volleyball
67	Futsal	21	Sailing
67	Mountain Biking/BMX Riding	22	Water Polo
61	Cricket	22	Abseiling/Rock Climbing
63	Nature Walking/Trail Running	20	Do not do sport
55	Athletics	17	Table Tennis
52	Basketball	17	Racquet Sports (Squash, Badminton/Pickleball)
50	Football (Aussie Rules)	12	Horse riding
43	Martial Arts	15	Boxing
41	Cycling	15	Golf
37	Skate Boarding/Skating	12	Hockey
39	Gymnastics	11	Rowing
35	Recreational Walking/Running	9	Scouts/guides/orienteering
35	Other * below	8	Music, drama
33	Gym/Fitness Classes	7	Circus Sports
31	Canoeing/Kayaking/Ski Paddling	3	Rugby (League/Union)
32	Surf Life Saving/Surf Sports	2	Touch Football

*Other comments themes:

Skipping, fencing, surfing, dog walking, cano polo, scooter riding, chess, languages, fishing, robotics, skiing, motorsport, inline/roller hockey, archery, diving, snooker/pool, beach volleyball.

Q7. Why do you participate?


Skipped by 50 participants

427	I play for fun and enjoyment
315	To stay fit and healthy
286	I enjoy spending time with friends and team mates
210	I want to become a high level or elite sportsperson
78	Because my family are involved and participate
23	Other below*

*Other comments themes:

Improve skills & stay active, don't do sport.





Q8. What do you think would make it easier for you to participate

Skipped by 67 participants

- 277 Lower Costs
- 230 More facilities to play sport
- 148 Better or more transport options
- 122 If there were more social games, with less focus on competition
- 24 Other*
- 12 Activities that are modified to accommodate disabilities

*Other comments themes:

Promotion of sport, have an ice rink, synthetic football pitches, more dog friendly places, no uniform.

Quotes

“The sport I want is not available.”

“Because I want to be part of a team.”

“Not enough players and no girl team for school.”

“Financial support for athletes who compete nationally and internationally to allow them to enjoy the incredible experiences that they have worked really hard to achieve.”

“Facilities are too crowded, so I still do it, but in more private areas.”

“We also need an ice rink, because I had to drop out from it and it destroyed my hopes and dreams.”

“Trying to find a soccer and volleyball team but haven't been successful.”

“My brother played football, and I gained an interest.”

“More Fundays were you might be able to try out something that you interested but dont really know or Clinics.”

“More options to play, such as more tournaments and leagues that you can play in throughout the year.”

