



# KING ZINE

Created by, and  
for, the Youth of  
Kingborough!

Showcasing:  
Art / Musings /  
Recipes / Puzzles



Kingborough





# Introduction

A zine – short for magazine – is a creative publication that brings together original contributions such as poems, illustrations, recipes, and more. It offers a space for individuals to share their voices, ideas, and artistic expression.

**A call-out was made for young people in Kingborough to submit their own work, and the response was fantastic! We received a range of diverse pieces – all showcasing the talent and imagination of our local youth.**

The YAK group then came together to compile the submitted pieces, considering what could be included to represent a range of creative outlets and themes etc. The project turned out to be a bigger undertaking than first expected – but the team rose to the challenge with creativity and collaboration!





**Intro**

**Our Kingborough - 5**

**Art - 11**

**Writing - 17**

**Recipes & Puzzles - 23**

**Interview - 33**



# WHO are YAK?



- YAK (or Youth Action Kingborough) is a group of young people aged between 14 – 25 who organise initiatives, support Council events and are a voice for young people in Kingborough.
- YAK provides a space for young people to connect with one another, have some fun and actively engage with their community.
- YAK meets regularly at the Kingborough Community Hub. If you would like to learn more or get involved in your community, why not come along to one of our meetings!
- To find out when the next meeting is, email [kc@kingborough.tas.gov.au](mailto:kc@kingborough.tas.gov.au) or call 6211 8200 and speak with a Community Development Officer.





# KING BOR OUGH

Image: Snug Beach



# Kingborough's ocean checklist

Tick them all off!

1. Taroon Beach - Perfect for a sunrise/sunset stroll and excellent snorkelling playground and exercise equipment.
2. Boronia Beach - Peaceful beach between Kingston and Blackmans Bay for swimming and snorkelling.
3. Soldiers Rocks - For those wanting some adrenaline - islands with jumping spots into the sea from ~2-10m (experience needed!).
4. Tinderbox Beach - A beautiful view of Bruny Island, snorkel around the point or drive 5 minutes north to a free tennis court.
5. Snug Beach - Lovely beach (I recommend kayaking here) with a playground, oval and tennis court.
6. Coningham - String of beautiful beaches and a coastal walk around the bush reserve.
7. Dennes Point - Enjoy a wade through the water, a snorkel or learn some history on the heritage trail.
8. Gordon Foreshore Reserve - Kayaking and camping opportunities with amenities and a great base for exploring the coast of Kingborough.
9. The Arch - A moderate walk to an amazing natural arch facing out to the open ocean.
10. Bruny Island Isthmus - Walk up to Truganini Lookout for a spectacular view or head straight to the beach for a surf.
11. Adventure Bay - Perfect for a swim with access to walks all over the place.
12. Cloudy Bay - Paddle board in the lagoon, surf the exposed beach or walk to the southernmost point in Kingborough.
13. Hopwood Beach - A remote walk with stunning views of D'Entrecasteaux Channel.





# Map of Kingborough

Concept by Finlay



# MURALS




Some lucky artists had the opportunity to work with artist Jasper Kelly on two separate murals during recent school holidays.

They are located at Kingston Wetlands, and the skate park at Blackmans Bay - we challenge you to go and find them!





# ARTISTS AT WORK





# Browns River early twentieth century


*“This is my attempt at drawing Kingston Beach based on photographs and accounts from the early twentieth century. The two most prominent buildings are the Australasian Hotel (left) and the Kingston family's shop (right). The ship at the end of the jetty is the steamer, MV Cartela”- Finn*







# ART





Art by Izzy









Art by Sophie



Art by Alice







Art by Alice



“A pencil can  
create beauty  
and art”



Art by C.G.


16



# WRITING



## THE EXTRAORDINARY ORDINARY



THE RING OF AN ALARM, THE PACK OF A BAG.  
THE DAY IS STARTED IN AN ORDINARY DRAG.  
YET FOR ALL WHO ARE OPEN TO BEING SURPRISED,  
A HIGHER POWER IS DEVISING A FATE FOR YOU.

FOR THOSE LUCKY ONES WHO LOOK PAST THE BASICS,  
WHO RECOGNISE THE BEAUTY AND EXTRAORDINARY CIRCUMSTANCES.  
FOR WHEN YOU LOOK AND SEE THE HIDDEN THINGS IN LIFE,  
A BETTER DAY IS IN STORE FOR YOU.

COLOUR BLINKS OUT THROUGH THE BLACK AND WHITE.  
THROUGH THOSE ORDINARY FACES YOU SEE AT THE COFFEE SHOP,  
OR IN THE PLAYGROUND OR TALKING BRAIN ROT.  
FOR THE GOOD IN EVERYONE WILL MAKE YOUR DAY.

TAKE AN EXPERIENCE FOR WHAT IT IS.  
SIT NEXT TO AN UNWELCOME FACE.  
GET TO KNOW THEM, ASK THEM QUESTIONS  
FOR YOU NEVER TRULY KNOW A PLACE,  
UNLESS YOU GO AND VISIT IT!

The meaning behind this poem is  
to take and search for new  
experiences, to reach out and to  
step through that door because you  
never know where it will take you!



## "In the Silence of the Spin"

This poem uses personification and other poetic methods to describe how a dryer might feel!



## "A Place of Grace"

This poem showcases the experience and feelings before and after becoming a Christian.

Poems by Georgia

## A Place of Grace

Sad and alone I would sit each night  
Afraid of absolutely everything, even light.  
Then one Sunday my friend took me some place.  
A building old, made all of wood except for a brick base.  
When the door opened, I felt something extraordinary  
and new.  
As I walked further, I no longer felt lonely and blue.  
I fell to the ground and wept for I knew.  
That God was real and loved with all his heart me and  
you.  
That was when I made a promise.  
To no longer long to be famous but honest.  
And still to this very day.  
I devote my every hour and listen to what he has to say.  
For I know he is true and will someday take me away  
To a place I will never feel sorrow but only long to play.



stranded emb  
each projec  
cotton (A  
Note  
fab  
sure

**Chair-back**  
**Step 1:** Cut from each of raw edges to  
**Step 2:** Press the letters of design onto centring it 3cm from the  
 To trace the between it a

opportunities. Sometimes they're one and the same thing, aren't they?"

"I've always been adept at thinking the glass is half full, rather than half empty, and acted accordingly. I never really take hardship on the chin. I get over it and move on and build on it and try to do better next time. It's a good skill for an adventurer to have because it's pretty dire if you give in halfway up a mountain. You never get to the top, never find your way back down again ..."

"You learn courage and resilience if you want to go on. You can't just collapse a little heap. You have to find that

inner  
done  
you d  
fazes  
Son  
so mu  
throu  
East v  
to be  
to see  
while  
But  
comp  
Chun  
Her p



Step 3: Work the embroidery in touch stitch (Diagram 1) as described.

Step 4: Refer to Step 4 of the chair-back cover instructions.

Step 5: With right sides together, fold linen in half lengthways to form a 9cm rectangle. Allow for a 1cm seam and sew along the long side. Turn right side out and press under 1cm at both short ends. Pin in place.

Step 6: Work 2 rows of stitching along length of the fabric 3.5cm in from edge of each long side to form a casing. Stitch both short sides but leave casing open.

Step 7: From the soft cotton, cut four 5cm lengths, knit together, and thread through the casing.

12/07/2025

## Malala Day

Occurs on the 12<sup>th</sup> of July annually, Malala Yousofzai's date of birth.

- After the Taliban restricted women's education in Malala's home country, Pakistan, she began protesting and advocating for worldwide education and women's and children's rights.
- Malala went on to win a Nobel Peace Prize in 2014 at age 17 and continues her activism today.

quatre and four  
formed the nat-  
giving the row  
of the chair-  
and transfer  
side of fabric  
of the motif  
the top edge of  
roidery as fol-  
are worked in  
using 3 strands  
rest in couch-  
as described.  
couching stitch  
stitch.  
the chair-back

**Step 5** Cut four 17 x 2.5cm rectangles and one 17 x 5cm rectangle from the off-white linen. Zigzag the raw edges. Cut eight 14cm lengths of ribbon.

Step 6: With right sides together, pin one of the embroidered rectangles to a rectangle of the same size in the off-white fabric and insert a length of ribbon between the layers at each short end of the embroidery (top). Allow the ribbon to show, stitch along the ribbon across the long side of the embroidery and down the short side. Turn right side out.

Step 7: Join the remaining embroidered triangles to the short ends of the large white rectangle in the same manner as described in Step 6. Remember to insert the ribbon level with the embroidery. Turn right side out and press to flatten the seams.

**Step 8:** Tack the lined rectangles on either side of the center triangle to

## By Henrietta

coloured linen in the centre, making a small turning of 1cm on all sides. Stitch in place. Tie ribbons together and fill the



When I speak whispers of the sun and the moon, I sit and look at you.  
To be the one and only is something I long for one to prove but who will if I am  
forever mute?

I wonder sometimes if the moon finds a way to stop the horrible words inside its  
brain.

If it grows to be jealous of the stars as they both shine bright, and the moon fails to  
do so.

but the moon does shine, in more ways than one; the sun helps it reach half the  
world every night, it brings a warm-cold feeling to one's heart and makes me stand  
alone in the middle of the street, waiting for the clouds to part.

But maybe the moon gets lonely, being half a world away from the sun... maybe the  
stars pass along messages or maybe there are none.

I know the stars shine brighter than the sun in the universe, all together at least.

I know the moon has a secret love for the stars, so where am I supposed to start?  
Drift myself through the Milky Way to try and understand the words you say?

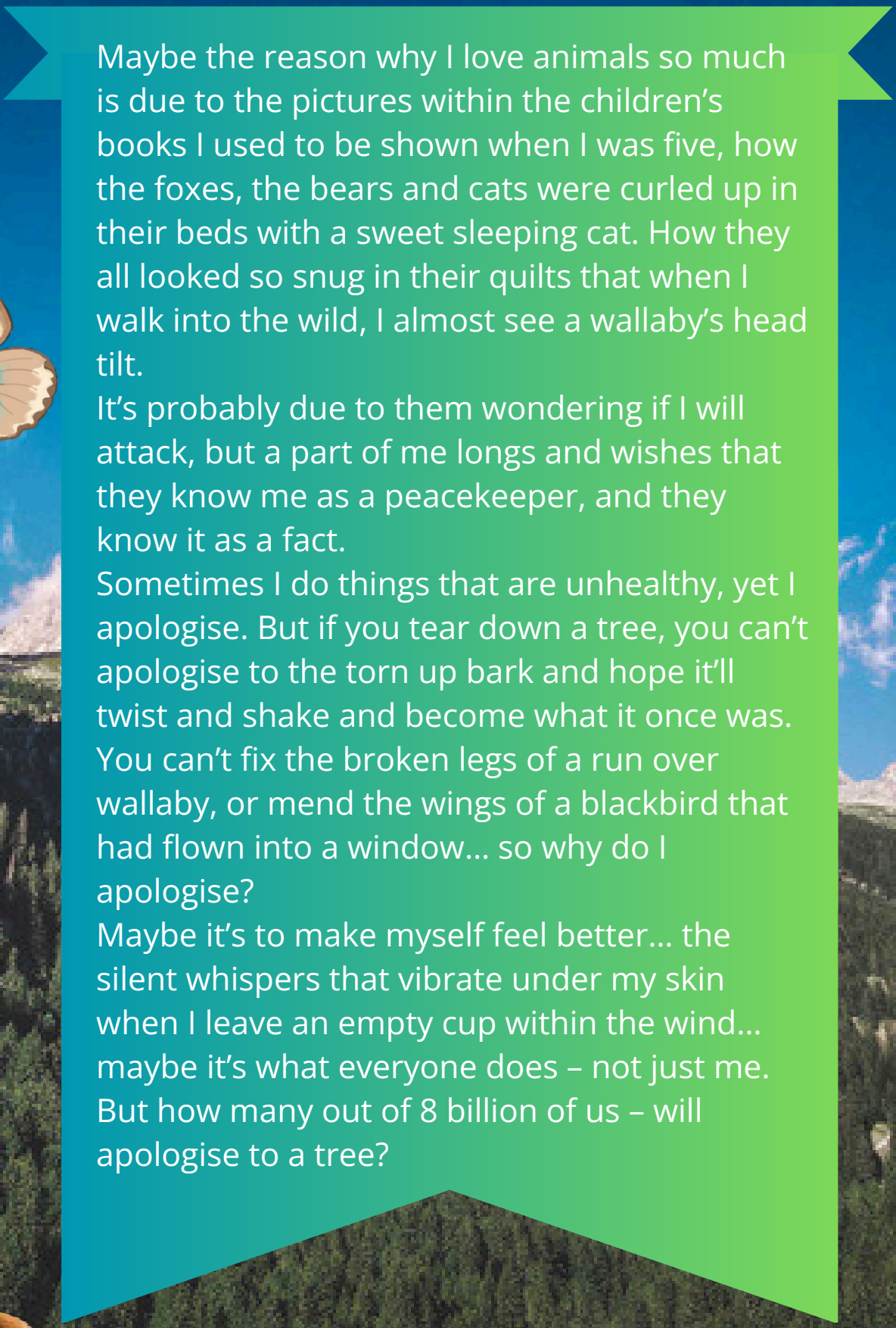
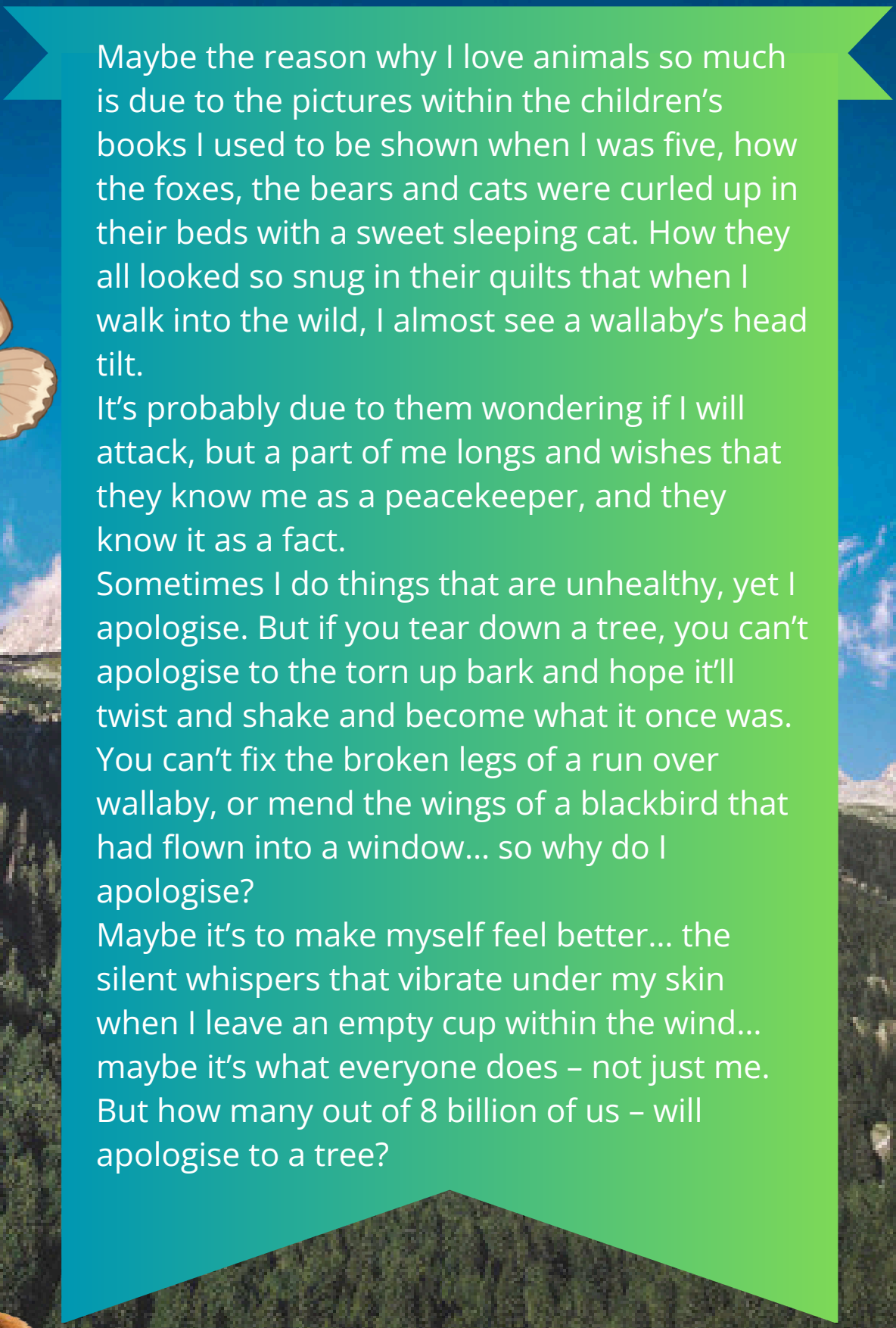
I cannot stand the voices that sing to me in my sleep, the moons cold arms wrapped  
around the small back of the stars - what the hell am I supposed to do when I crash  
into mars?

I think I'm too bound to space to think, too many stars fill my vision, one sun and  
many moons... but why do I need others when the only one I want is you?



Poem by Oaklee






Maybe the reason why I love animals so much is due to the pictures within the children's books I used to be shown when I was five, how the foxes, the bears and cats were curled up in their beds with a sweet sleeping cat. How they all looked so snug in their quilts that when I walk into the wild, I almost see a wallaby's head tilt.

It's probably due to them wondering if I will attack, but a part of me longs and wishes that they know me as a peacekeeper, and they know it as a fact.

Sometimes I do things that are unhealthy, yet I apologise. But if you tear down a tree, you can't apologise to the torn up bark and hope it'll twist and shake and become what it once was. You can't fix the broken legs of a run over wallaby, or mend the wings of a blackbird that had flown into a window... so why do I apologise?

Maybe it's to make myself feel better... the silent whispers that vibrate under my skin when I leave an empty cup within the wind... maybe it's what everyone does – not just me. But how many out of 8 billion of us – will apologise to a tree?



A poem about childhood –  
by Oaklee





# RECIPES AND PUZZLES

Image: The Great Kingborough  
Bake Off – Youth winner



# Oscar's never baked twice cake!

## Ingredients:

- $1\frac{1}{2}$  cups of flour - preferably self-raising
- $1\frac{1}{2}$  cups of sugar
- (- 1 tsp of baking soda in plain flour - only a dash of S.R.)
- 1 tsp cinnamon
- 3 eggs.
- 50g butter (or margarine)
- juice of a lemon.
- $1\frac{1}{2}$  cups of grated apple, pear, carrot, pumpkin - or combination
- couple of vanilla essence.
- fizzy drink, fruit juice & milk

## Method:

- Oven at  $180^{\circ}\text{C}$  - grease tin & line the bottom w/ baking paper.
- sift or whisk dry ingredients together in a large bowl.
- melt butter in smaller bowl & add eggs, vanilla, lemon juice, & grated fruit/veg.
- make a well in the dries & pour in the bowl of wets.
- mix until combined, adding fizzy &c. until pourable.
- pour into tin; bake for at-least 30m; probably 40.

For icing, press a couple of teaspoons of margarine or soft butter into a few tablespoons of icing sugar till the consistency is soft breadcrumbs. Add a dash of lemon juice to soften. Add more icing sugar & butter for desired quantity & consistency. Add flavours & colourings as you prefer.





# BIRDIE'S RECIPES

## RECIPE ONE: Saucy Eggstravaganza

### INGREDIENTS

- 800g canned Tomatoes
- 6 Eggs
- Half an onion, diced
- 2 cloves of garlic, diced
- Smoked paprika, oregano, salt and pepper
- Oil/Butter
- 4 pieces of bread



### METHOD

1. Dice the Onions and garlic



2. Caramelize both in the pan until light brown



3. Add the can of tomatoes into the pan with the garlic and onion



4. Add all spices to taste, testing as you go



5. make holes in the mixture, and crack the six eggs into the pan



6. Put on the lid of the pan to cook the eggs faster.



7. Dish the eggs out between bowls, and toast the bread for serving



8. ENJOY!



This is my favourite recipe to make. My dream is to run my own cafe some day! - Milly



# COLOUR ME IN





# NEIL THE ORIGAMI SEAL



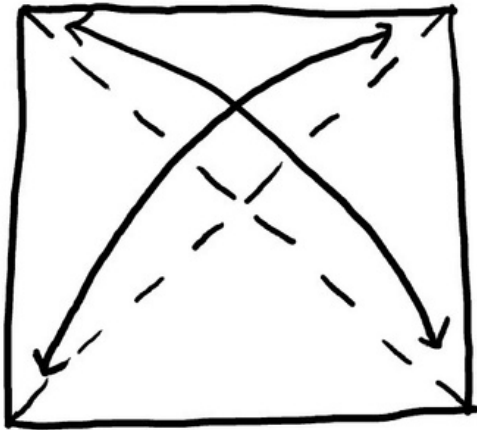
Kingston Beach



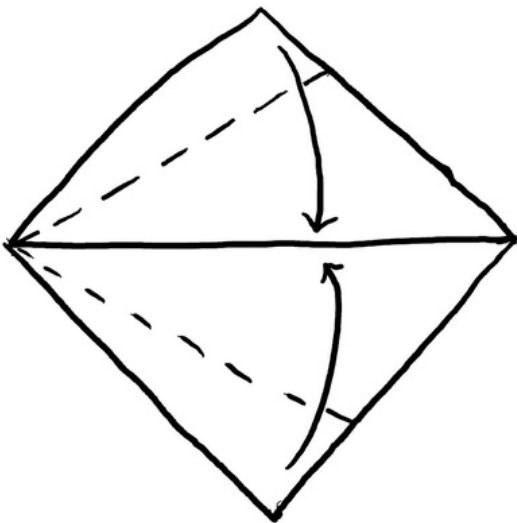
# How to make an Origami Seal



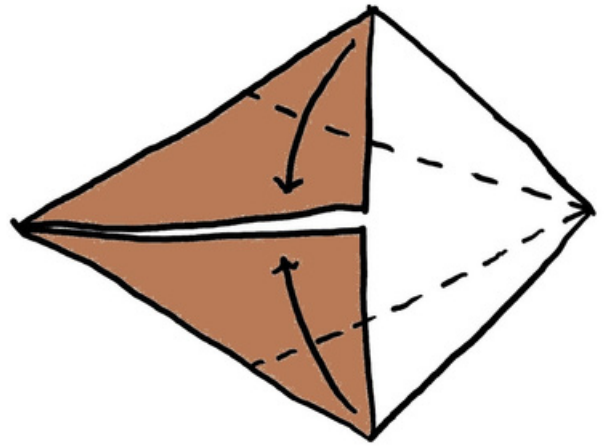
The dotted lines in each step indicate folds



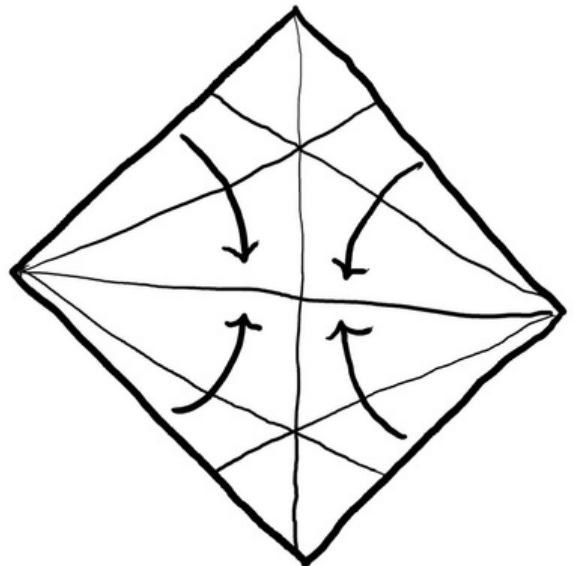
1. Fold along both diagonals



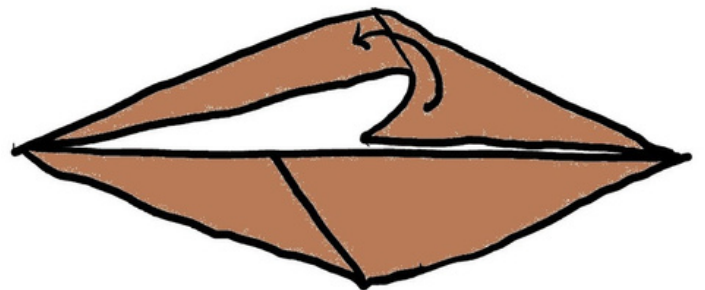
2. Fold the top and bottom corners into the center line to make a kite shape



3. Repeat on the opposite side, folding the top and bottom corners into the center line

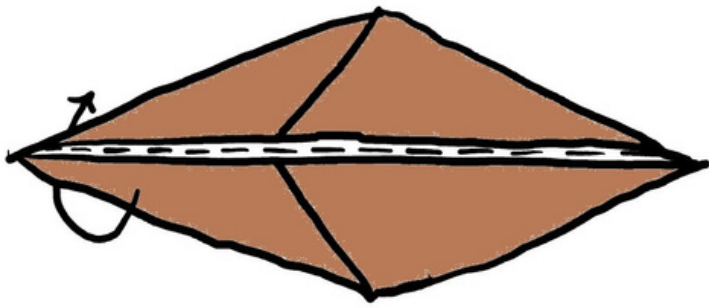


4. Unfold the paper

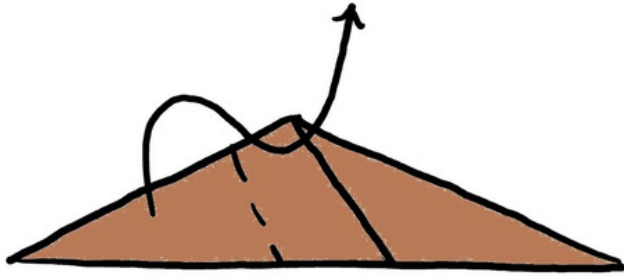


5. Do a "Rabbit Ear" fold, keeping the top and bottom corners sticking out like ears






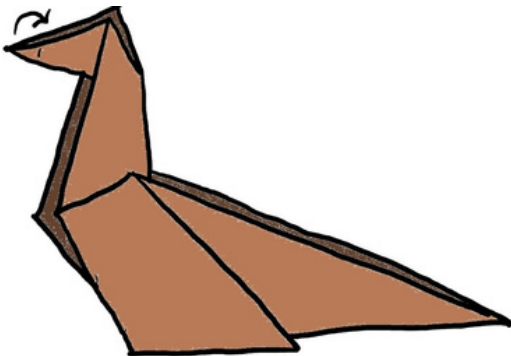
6. Turn over and fold in half along the center line, keeping the "ears" on the outside



7. Create the neck by folding the point up between the two sides like a paper crane




8. Make the head the same way

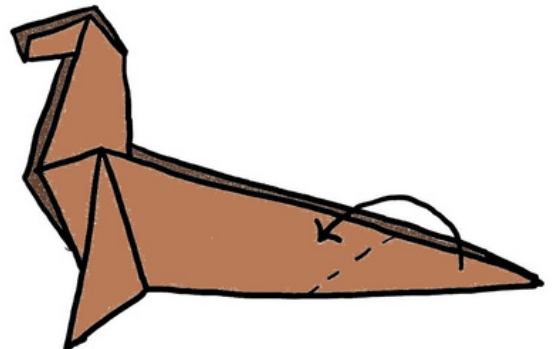


9. Flatten the nose the same way again

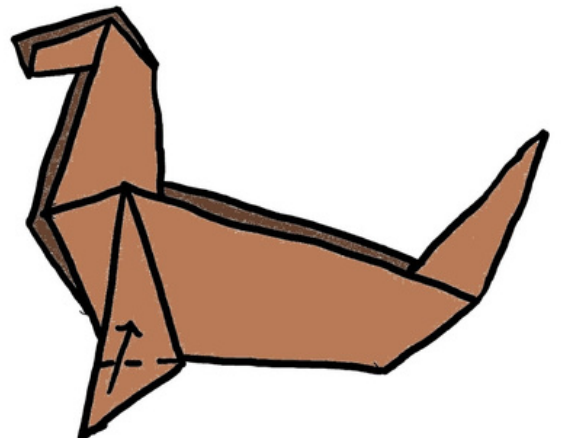
Australian fur seals can dive down 150 metres!



10. Fold out the flaps



11. Fold the tail the same way as the neck and head




12. Fold the flippers, then it's finished!

By Nick



# KINGBOROUGH SUBURBS

There are 37  
suburbs in  
Kingborough. Can  
you find them all?






# Did you find them all?


Art by Taylor

Adventure Bay  
Allens Rivulet  
Alonnah  
Apollo Bay  
Barnes Bay  
Barretta  
Birchs Bay  
Blackmans Bay  
Bonnet Hill  
Coningham  
Dennes Point  
Electrona  
Flowerpot  
Gordon  
Great Bay  
Howden  
Huntingfield  
Kaoota  
Kettering  
Kingston  
Kingston Beach  
Leslie Vale  
Longley  
Lower Longley  
Lower Snug  
Lunawanna  
Margate  
Middleton  
Neika  
North Bruny  
Oyster Cove  
Sandfly  
Snug  
South Bruny  
Taroona  
Tinderbox  
Woodbridge



Word Search by Lucian






# community

ENJOY A QUALITY  
MOMENT WITH FRIENDS.





Ever wondered what it's like to volunteer with Sea Shepherd? Two YAK members, Phoebe and Finlay, sat down to chat about Finlay's experience on the front lines of ocean conservation...





### **What is Sea Shepherd?**

Sea Shepherd is a not-for-profit organisation whose goal is conservation of the ocean. They work independently and with governments if requested to stop unsustainable illegal practices. There's a group of vessels called IUU vessels (illegal, unregulated and unreported). Fisheries have to be self-regulated a lot of the time because they're in international waters. Observers can go on board to regulate fishing activities but that doesn't happen all the time.

Sea Shepherd will either go out and confiscate illegal fisher equipment, they've been doing that in the Mediterranean recently, or like in Antarctica, they document krill fishing to showcase the unsustainability of it but also make sure nothing illegal is happening there either. In the past, they've worked with West African governments to help patrol their waters on the lookout for illegal, foreign trawlers. They were joined by law enforcement who would board and seize vessels found to be illegally fishing.

### **How long do these operations usually take?**

#### **How long were you on board?**

Campaigns can last anywhere from a month to five months and depend on what they're trying to achieve and whether they achieve it. For their campaigns, they carefully select a crew, and the crew will stay on for the whole time. However, their ships have to be maintained and when not on campaign, they are in port being prepared for the next campaign. When I volunteered with Sea Shepherd, I was a deckhand helping prepare one of their ships for the campaign in Antarctica. During refits like this many people would come and go and help out where they could. I was on the ship for just over two months, but some people had been there for eight.

### **Did you need any previous experience?**

No, I had no experience on ships or in trades. It does help having previous experience, and for particular roles, like being an officer or cook or videographer, previous skills are needed. But to be part of the deck crew, I went in with a lot of enthusiasm and a readiness to work hard. If you have that, then it's definitely worth applying!

### **What was the food like?**

There was fantastic food! All of the food on board is vegan, because they don't want to be hypocritical, saving wildlife whilst eating others. And the cooks were just fantastic. Amazing food, three meals a day with snacks, and leftovers for days.





### **So, I guess the food would have to be quite non-perishable?**

While we were in port, it didn't matter so much because you've got supermarkets nearby. But for the five-month campaigns, they really have to plan out what they're going to take. Every meal is decided beforehand. It was very regimented. I imagine that it'd get pretty tough.

Another amazing thing about it was just how special the people were, and the community that was aboard. Everyone had these similar values, and everyone was enthusiastic and just so kind as well. During the evenings we'd either go out or we'd play Mario Kart or watch a movie together. There was a lot of camaraderie and teamwork aboard.

### **Did you see any wonderful ocean things?**

Oh boy! So, we left Hobart on Christmas Eve, and my first watch was at midnight that night, so going on Christmas day. And I got up very sleepily, went up to the bridge, and there were dolphins swimming through bioluminescence! It was the coolest thing I've ever seen. The captain, she's been sailing for around 40 years, said it was the second coolest thing she's seen. It was amazing. While we were at sea, going up the east coast of the mainland, we saw dolphins basically every day. They'd swim up to the bow and ride the waves that the bow made. We saw whales, we saw albatross, a range of things. Seals at one stage. It was fantastic.

### **How did you get involved? Did you email them and ask about it?**

I had a friend who said to me, "I'm on this ship, you should join me." So, I sent an email to Sea Shepherd and within a week they emailed me back saying, "Come aboard!" It's really flexible as well because it was all voluntary, there was no expectation of how long you'd stay or what you could do. Everyone just did their best. And if they had to go, they had to go. I went on thinking I'd only stay for a month, but then I just loved it and said I wanted to stay on. When it came for me to leave, I gave them a couple weeks' notice and booked a flight back home from Brisbane.

### **Would you recommend it?**

I'd definitely recommend it. Great experience and you learn so many things and get to help in conservation. Well worth anyone's time!



# Thank you to the contributors of this zine:

YAK members and assistant editors:

Lucian, Aaron, Phoebe, Henrietta, Oscar, Nick, Finlay

Mural contributors:

Tyler, Izzy, Joy, Marsy, Anneka, Hugh, Konan, CJ

Young people who made artistic submissions:

Elsie, Finn, Georgia, CG, Oaklee, Connor, Luna, Milly, Rosalind, Sophie, CM, Tyler, Izzy, Alice, Daniel, and others

Cover artwork:

Features mural art and design by Jasper Kelly  
at the Blackmans Bay Skatepark



YOUTH action  
KINGBOROUGH

